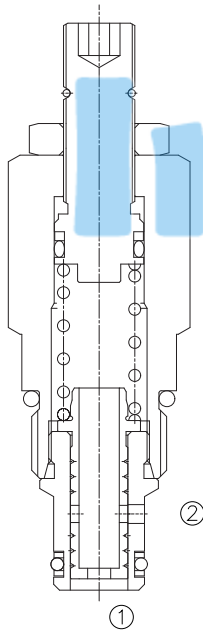


LFRA-08

流量控制阀，压力补偿型

Regulator, Pressure-Compensated

Restrictive style, Adjustable Flow Control Valve



OPERATION

The valve maintains a constant flow within specified accuracies from ① to ② regardless of downstream load pressure. When flow produces a minimum predetermined pressure differential across the compensator spool control orifice, the spool shifts against the spring force to throttle the flow and maintain the flow setting. Reverse flow is not regulated.

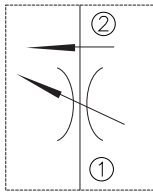
不管在①口的负载如何变化，②口的流量都能保持在一精确的范围内。当油通过阀芯固定节流孔时，引起极小的压力差，阀芯开始响应负载变化，通过压力补偿，阀的流量精确地保持在一额定范围内；在反方向，②到①，没有压力补偿。

FEATURES

特性

- Hardened parts for long life. 长寿命的阀。
- Quiet, modulated response. 响应调节平稳。
- Adjustment may be locked in place. 调节杆可被锁定住。
- Industry common cavity. 工业通用插孔。

SYMBOL



SPECIFICATIONS

技术参数

Operating Pressure(工作压力): 240 bar

Regulated Flow (流量): 1-20 l/min

Flow Tolerances: ± 10%

Temperature: -22°F to +250°F (-30°C to +120°C)

Filtration: Critical Application - ISO 16/12
(过滤网) Non-Critical Application - ISO 19/15

Fluids(流体): Mineral-based fluids.

For other fluid compatibility, consult factory.

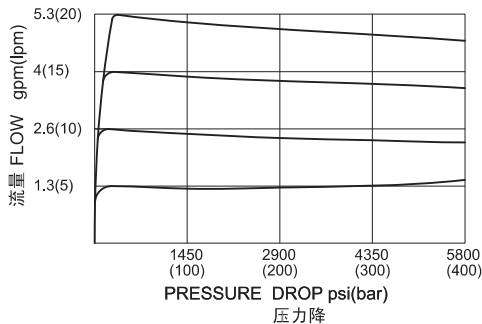
Cavity(插孔): 08-2; See page 402

Body Material(阀块材料): Anodized 6061T6 aluminum alloy rated at 207 Bar.

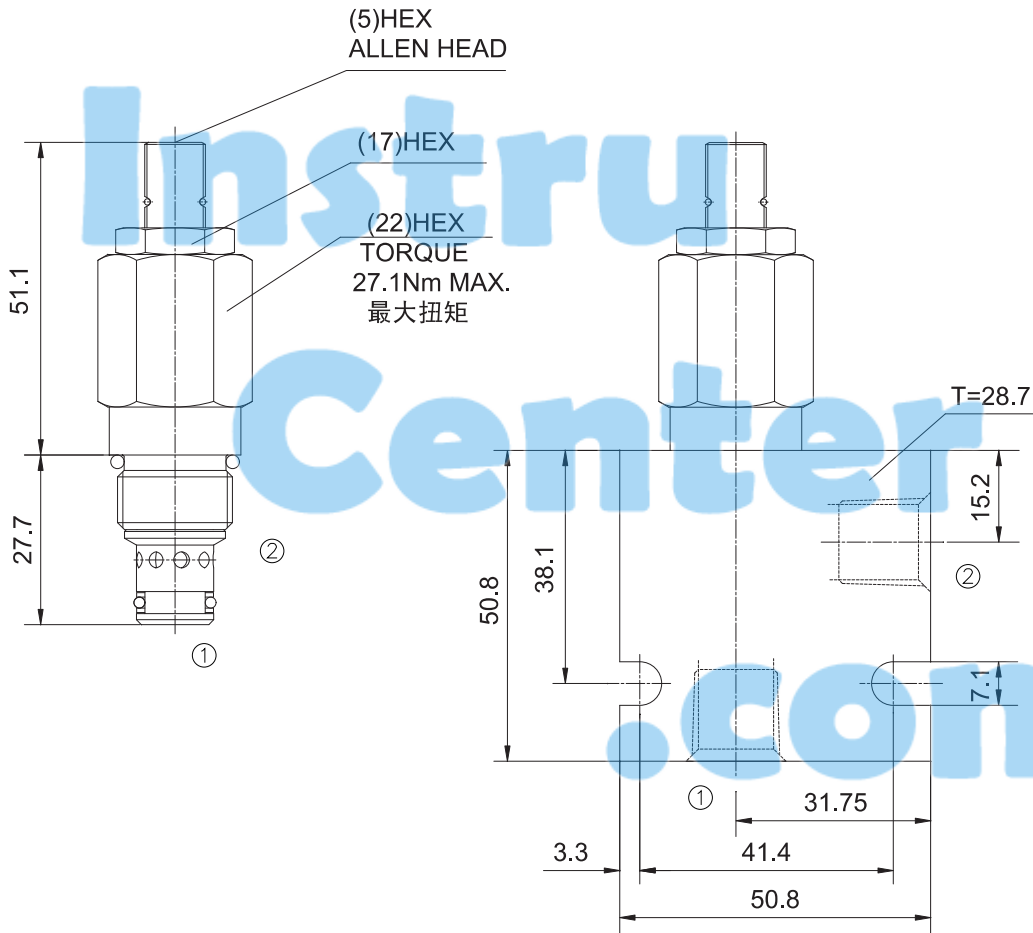
6061-T6, 允许使用最大压力207Bar.

PRESSURE DROP VS. FLOW

① to ② 压力流量曲线
150 ssu/32 cSt OIL @ 100°F/38°C



INSTALLATION DIMENSIONS



Unit=Millimeters

TO ORDER

