


Loadline M Series

Moulded Case Circuit Breakers





Dorman Smith Switchgear Limited

With over 130 years of experience in switchgear design and production Dorman Smith Switchgear Limited continues to provide high quality equipment for low-voltage electrical distribution and circuit protection.

Our product range begins with single-pole and neutral distribution board systems and continues up to custom designed, factory built low-voltage electrical switchboards for a broad range of commercial, industrial and retrofit applications.

We continue to build on our extensive technical knowledge and awareness of customer and market demands, operating conditions and current regulations.

This breadth of experience supports the development and manufacturing techniques of our electrical products to exceed the industry standards.



Index

Content	Page No
Technical Data	2
LM2 Frame	8
LM3 Frame	9
LM4 Frame	12
LM5 Frame	14
LM6 Frame	16
LM7 Frame	18
LM8 Frame	20
MCCB Accessories	21
Automatic Transfer Switch	22
Characteristic Curves	24
Dimensional Details	28

Technical Data - LM2, LM3 & LM4 Fixed Thermal Magnetic, IEC 60947-2

Frame	LM2		LM3		LM4		
Frame Size	100A		160A		250A		
General Parameters							
Nominal Current Ratings In (A)	16, 20, 25, 32, 40, 50, 63, 70, 80, 100		16, 20, 25, 32, 40, 50, 63, 70, 75, 80, 100, 125, 140, 150, 160		100, 125, 140, 150, 160, 175, 180, 200, 225, 250		
Number of Poles	3P	4P	3P	4P	1P	3P	4P
Compliance to Standard	IEC 60947-2		IEC 60947-2		IEC 60947-2		
Ambient Temperature	55°C		55°C		55°C		
Tropicalisation	-5°C to +55°C		-5°C to +55°C		-5°C to +55°C		
Pollution Degree	3		3		3		
CE Marking	●		●		●	●	●
Electrical Characteristics							
Rated Operation Ue (V)	380/400/415 V AC		380/400/415 V AC		380/400/415 V AC		
Insulation Voltage Ui (V)	800V AC		800V AC		800V AC		
Rated Impulse withstand Voltage Uimp	8KV AC		8KV AC		8KV AC		
Frequency	50 / 60Hz		50 / 60Hz		50 / 60Hz		
Rated Ultimate Breaking capacity under Short-Circuit Icu 240/415V (kA rms)	25	25	36/50	36/50	25	36/50	36/50
Rated Service Breaking Capacity under Short-Circuit Ics 240/415V (kA rms)	18	18	27/36	27/36	18	27/36	27/36
Protection							
Thermal Setting (Overload)	Fixed		Fixed		Fixed		
Magnetic Trip Settings (Short Circuit)	Fixed		Fixed		Fixed		
Utilisation Category	A		A		A		
Phase Barrier	●		●		●		
IP Rating - (Front Side Only)	IP20	IP20	IP20	IP20	IP20	IP20	IP20
Installation & Connection							
Fixed, Front Connection	●		●		○	●	●
Fixed, Rear Connection	●		●		○	●	●
Plug-in, Rear Connection	●		●		○	●	●
Plug-in, Front Connection	○		○		○	○	○
Drawout Version, Rear Connection	○		○		○	○	○
Spreader	●		●		●	●	●
Line-Load Marking	Marked		Marked		Marked		
Operation							
No. of Mechanical Operations (Cycles)	11000		11000		10000		
No. of Electrical Operations (Cycles)	6000		6000		3000		
Dimensions							
Height (mm)	131		150		165		
1-Pole Width (mm)	-		-		35		
3-Pole Width (mm)	75		92		106		
4-Pole Width (mm)	101		122		141		
Depth (mm)	85		90		109		
Accessories							
Terminal cover	●		●		●		
Cage terminal block	●		●		●		
Auxiliary contact - 2/3 Changeover	●		●		●	●	●
Shunt trip AC (100V-450V) DC (12V-240V)	●		●		○	●	●
Undervoltage trip AC (100V-450V) DC (12V-240V)	●		●		○	●	●
Alarm Contact	●		●		○	●	●
Mechanical Interlock System (Keylock)	●	●	●		○	●	●
Motor Operator AC (240V-400V) DC (24V-100V)	●		●		○	●	●
Panel Mounted Rotary Handle	●		●		○	●	●

Loadline

LM Frame

Technical Data - LM5, LM6 & LM7

Fixed Thermal Magnetic, IEC 60947-2

Frame	LM5		LM6		LM7	
Frame Size	400A		630A		800A	
General Parameters						
Nominal Current Ratings In (A)	225, 250, 280, 300, 315, 350, 400		400, 500, 630		400, 500, 630, 700, 800	
Number of Poles	3P	4P	3P	4P	3P	4P
Compliance to Standard	IEC 60947-2		IEC 60947-2		IEC 60947-2	
Ambient Temperature	55°C		55°C		55°C	
Tropicalisation	-5°C to +55°C		-5°C to +55°C		-5°C to +55°C	
Pollution Degree	3		3		3	
CE Marking	•		•		•	
Electrical Characteristics						
Rated Operation Ue (V)	380/400/415 V AC		380/400/415 V AC		380/400/415 V AC	
Insulation Voltage Ui (V)	800V AC		800V AC		800V AC	
Rated Impulse withstand Voltage Uimp	8KV AC		8KV AC		8KV AC	
Frequency	50 / 60Hz		50 / 60Hz		50 / 60Hz	
Rated Ultimate Breaking capacity under Short-Circuit Icu 240/415V (kA rms)	65/85	65/85	65/85	65/85	65/85	65/85
Rated Service Breaking Capacity under Short-Circuit Ics 240/415V (kA rms)	50/60	50/60	50/60	50/60	50/60	50/60
Protection						
Thermal Settings (Overload)	Fixed		Fixed		Fixed	
Magnetic Trip Settings (Short Circuit)	Fixed		Fixed		Fixed	
Utilisation Category	A		A		A	
Phase Barrier	•		•		•	
IP Rating (Front Side Only)	IP20		IP20		IP20	
Installation & Connection						
Fixed, Front Connection	•		•		•	
Fixed, Rear Connection	•		•		•	
Plug-in, Rear Connection	•		•		•	
Plug-in, Front Connection	○		○		○	
Drawout Version, Rear Connection	•	○	•	○	•	○
Spreader	•		•		•	
Line-Load Marking	Marked		Marked		Marked	
Operation						
No. of Mechanical Operations (Cycles)	4000		4000		2500	
No. of Electrical Operations (Cycles)	2000		1500		1000	
Dimensions						
Height (mm)	257		270		280	
1-Pole Width (mm)	-		-		-	
3-Pole Width (mm)	150		182		210	
4-Pole Width (mm)	198		240		280	
Depth (mm)	149		155		155	
Accessories						
Terminal cover	•		•		○	
Cage terminal block	•		○		○	
Auxiliary contact - 2/3 Changeover	•		•		•	
Shunt trip AC (100V-450V) DC (12V-240V)	•		•		•	
Undervoltage trip AC (100V-450V) DC (12V-240V)	•		•		•	
Alarm Contact	•		•		•	
Mechanical Interlock System (Keylock)	•		•		•	
Motor Operator AC (240V-400V) DC (24V-100V)	•		•		•	
Panel Mounted Rotary Handle	•		•		•	

Technical Data - LM3, LM4 & LM5 Adjustable Thermal Fixed Magnetic, IEC 60947-2

Frame	LM3		LM4		LM5	
Frame Size	160A		250A		400A	
General Parameters						
Nominal Current Ratings In (A)	16, 20, 25, 30, 32, 40, 50, 60, 63, 75, 80, 90, 100, 125, 140, 150, 160		100, 125, 140, 150, 160, 175, 180, 200, 225, 250		225, 250, 280, 300, 315, 350, 400	
Number of Poles	3P	4P	3P	4P	3P	4P
Compliance to Standard	IEC 60947-2		IEC 60947-2		IEC 60947-2	
Ambient Temperature	55°C		55°C		55°C	
Tropicalisation	-5 to +50°C		-5 to +50°C		-5 to +50°C	
Pollution Degree	3		3		3	
CE Marking	●		●		●	
Electrical Characteristics						
Rated Operation Ue (V)	380/400/415 V AC		380/400/415 V AC		380/400/415 V AC	
Insulation Voltage Ui (V)	800V AC		800V AC		800V AC	
Rated Impulse Withstand Voltage Uimp	8KV AC		8KV AC		8KV AC	
Frequency	50 / 60Hz		50 / 60Hz		50 / 60Hz	
Rated Ultimate Breaking capacity under Short-Circuit Icu 240/415V (kA rms)	36/50	36/50	36/50	36/50	65/85	65/85
Rated Service Breaking Capacity under Short-Circuit Ics 240/415V (kA rms)	27/36	27/36	27/36	27/36	50/60	50/60
Protection						
Thermal Setting (Overload) (Ir) In - 0.8 / 0.9 / 1.0 In	Adjustable		Adjustable		Adjustable	
Magnetic Trip Settings (Short Circuit) - 12 x In	Fixed		Fixed		Fixed	
Utilisation Category	A		A		A	
Phase Barrier	●		●		●	
IP Rating (Front Side Only)	IP20		IP20		IP20	
Installation & Connection						
Fixed, Front Connection	●		●		● ●	
Fixed, Rear Connection	●		●		● ●	
Plug-in, Rear Connection	●		●		● ●	
Plug-in, Front Connection	○		○		○ ○	
Drawout Version, Rear Connection	○		○		● ○	
Spreader	●		●		● ●	
Line Load Connection	Marked		Marked		Marked	
Operation						
No. of Mechanical Operations (Cycles)	11000		10000		4000	
No. of Electrical Operations (Cycles)	6000		3000		2000	
Dimensions						
Height (mm)	150		162		257	
1-Pole Width (mm)	92		106		150	
3-Pole Width (mm)	90		109		149	
4-Pole Width (mm)	150		165		257	
Depth (mm)	90		128		149	
Accessories						
Terminal Cover	●		●		●	
Cage terminal Block	●		●		●	
Auxiliary Switch 2/3 Changeover	●		●		●	
Shunt Trip AC (100V-450V) DC (12V-240V)	●		●		●	
Undervoltage Trip AC (100V-450V) DC (12V-240V)	●		●		●	
Alarm Contact	●		●		●	
Mechanical Interlock System (Keylock)	●		●		●	
Motor operator AC (100V-240V) DC (24V-100V)	●		●		●	
Panel Mounted Rotary Handle	●		●		●	

Technical Data - LM6 & LM7

Adjustable Thermal Fixed Magnetic, IEC 60947-2

Frame	LM6		LM7	
Frame Size	630A		800A	
General Parameters				
Nominal Current Ratings In (A)	400,500,630		400,500,630,700,800	
Number of Poles	3P	4P	3P	4P
Compliance to Standard	IEC 60947-2		IEC 60947-2	
Ambient Temperature	55°C		55°C	
Tropicalisation	-5 to +50°C		-5 to +50°C	
Pollution Degree	3		3	
CE Marking	•		•	
Electrical Characteristics				
Rated Operation Ue (V)	380/400/415 V AC		380/400/415 V AC	
Insulation Voltage Ui (V)	800V AC		800V AC	
Rated Impulse Withstand Voltage Uimp	8KV AC		8KV AC	
Frequency	50 / 60Hz		50 / 60Hz	
Rated Ultimate Breaking capacity under Short-Circuit Icu 240/415V (kA rms)	65/85	65/85	65/85	65/85
Rated Service Breaking Capacity under Short-Circuit Ics 240/415V (kA rms)	50/60	50/60	50/60	50/60
Protection				
Thermal Setting (Overload) (Ir) In --- 0.8 / 0.9 / 1.0 In	Adjustable		Adjustable	
Magnetic Trip Settings (Short Circuit) --12 x In	Fixed		Fixed	
Utilisation Category	A		A	
Phase Barrier	•		•	
IP Rating (Front Side Only)	IP20		IP20	
Installation & Connection				
Fixed, Front Connection	•		•	
Fixed, Rear Connection	•		•	
Plug-in, Rear Connection	•		•	
Plug-in, Front Connection	○		○	
Drawout Version, Rear Connection	•	○	•	○
Spreader	•		•	
Line Load Connection	Marked		Marked	
Operation				
No. of Mechanical Operations (Cycles)	4000		2500	
No. of Electrical Operations (Cycles)	1500		1000	
Dimensions				
Height (mm)	270		280	
1-Pole Width (mm)	-		-	
3-Pole Width (mm)	182		210	
4-Pole Width (mm)	240		280	
Depth (mm)	155		155	
Accessories				
Terminal cover	•		•	
Cage terminal block	•		•	
Auxiliary Switch 2/3 Changeover	•		•	
Shunt Trip AC (100V-450V) DC (12V-240V)	•		•	
Undervoltage Trip AC (100V-450V) DC (12V-240V)	•		•	
Alarm Contact	•		•	
Mechanical Interlock System (Keylock)	•		•	
Motor operator AC (100V-240V) DC (24V-100V)	•		•	
Panel Mounted Rotary Handle	•		•	

Loadline

LM Frame

Technical Data - LM3, LM4 & LM5 Electronic, IEC 60947-2

Frame	LM3		LM4		LM5	
Frame Size	125A		250A		400A	
General Parameters						
Nominal Current Ratings In (A)	16, 20, 25, 30, 32, 40, 50, 60, 63, 70, 80, 90, 100, 125		125, 140, 150, 160, 175, 180, 200, 225, 250		300, 315, 350, 400	
Number of Poles	3P	4P	3P	4P	3P	4P
Compliance to Standard	IEC 60947-2		IEC 60947-2		IEC 60947-2	
Ambient Temperature	55°C		55°C		55°C	
Tropicalisation	-5 to +50°C		-5 to +50°C		-5 to +50°C	
Pollution Degree	3		3		3	
CE Marking	•		•		•	
Electrical Characteristics						
Rated Operation Ue (V)	415V AC		415V AC		415V AC	
Insulation Voltage Ui (V)	800V AC		800V AC		800V AC	
Rated Impulse Withstand Voltage Uimp	8kV AC		8kV AC		8kV AC	
Frequency	50 / 60Hz		50 / 60Hz		50 / 60Hz	
Rated Ultimate Breaking capacity under Short-Circuit Icu 240/415V (kA rms)	36kA		36kA		50kA	
Rated Service Breaking Capacity under Short-Circuit Ics 240/415V (kA rms)	27kA		27kA		36kA	
Protection						
Utilisation Category	B		B		B	
Electronic LSI -Microprocessor						
Long time trip - 0.63-100% In	•		•		•	
Short Time Delay - 2-12% In						
Instantaneous Trip - 4-14%In						
Phase Barrier	•		•		•	
IP Rating (Front Side Only)	IP20		IP20		IP20	
Installation & Connection						
Fixed, Front Connection	•		•		•	
Fixed, Rear Connection	•		•		•	
Plug-in, Rear Connection	•		•		•	
Plug-in, Front Connection	○		○		○	
Drawout Version, Rear Connection	○		○		•	
Spreader	•		•		•	
Line Load Connection	Marked		Marked		Marked	
Operation						
No. of Mechanical Operations (Cycles)	8500		7000		4000	
No. of Electrical Operations (Cycles)	1500		1000		1000	
Dimensions						
Height (mm)	150		165		257	
1-Pole Width (mm)	-		-		-	
3-Pole Width (mm)	92		106		150	
4-Pole Width (mm)	122		141		198	
Depth (mm)	90		109		149	
Accessories						
Terminal cover	•		•		•	
Cage terminal block	•		•		•	
Auxiliary Switch 2/3 Changeover	•		•		•	
Shunt Trip AC (100V-450V) DC (12V-240V)	•		•		•	
Undervoltage Trip AC (100V-450V) DC (12V-240V)	•		•		•	
Alarm Contact	•		•		•	
Mechanical Interlock System (Keylock)	•		•		•	
Motor operator AC (100V-240V) DC (24V-100V)	•		•		•	
Panel Mounted Rotary Handle	•		•		•	

Technical Data - LM6, LM7 & LM8 Electronic, IEC 60947-2

Frame	LM7	LM8
Frame Size	800A	1250A
General Parameters		
Nominal Current Ratings In (A)	400, 500, 630, 700, 800	1000, 1250
Number of Poles	3P 4P	3P
Compliance to Standard	IEC 60947-2	IEC 60947-2
Ambient Temperature	50 deg C	50 deg C
Tropicalisation	-5 to +50°C	-5 to +50°C
Pollution Degree	3	3
CE Marking	•	•
Electrical Characteristics		
Rated Operation Ue (V)	415V AC	415V AC
Insulation Voltage Ui (V)	800V AC	800V AC
Rated Impulse Withstand Voltage Uimp	8KV AC	8KV AC
Frequency	50 / 60Hz	50 / 60Hz
Rated Ultimate Breaking capacity under Short-Circuit Icu 240/415V (kA rms)	65kA	85kA
Rated Service Breaking Capacity under Short-Circuit Ics 240/415V (kA rms)	42kA	60kA
Protection		
Utilisation Category	B	B
Electronic LSI -Microprocessor		
Long time trip- 0.63-100% In	•	•
Short Time Delay-- 2-12% In		
Instantaneous Trip- 4-14%In		
Phase Barrier	•	•
IP Rating (Front Side Only)	IP20	IP20
Installation & Connection		
Fixed, Front Connection	•	•
Fixed, Rear Connection	•	•
Plug-in, Rear Connection	•	○
Plug-in, Front Connection	○	○
Drawout Version, Rear Connection	•	○
Spreader	•	•
Line Load Connection	Marked	Marked
Operation		
No. of Mechanical Operations (Cycles)	2500	2000
No. of Electrical Operations (Cycles)	1000	500
Dimensions		
Height (mm)	280	258
1-Pole Width (mm)	-	-
3-Pole Width (mm)	210	210
4-Pole Width (mm)	280	-
Depth (mm)	155	112
Accessories		
Terminal cover	○	○
Cage terminal block	○	○
Auxiliary Switch 2/3 Changeover	•	•
Shunt Trip AC (100V-450V) DC (12V-240V)	•	•
Undervoltage Trip AC (100V-450V) DC (12V-240V)	•	•
Alarm Contact	•	•
Mechanical Interlock System (Keylock)	•	•
Motor operator AC (100V-240V) DC (24V-100V)	•	•
Panel Mounted Rotary Handle	•	•

Loadline

LM Frame

Main Features

- Complies to the requirements of EN 60947-2
- **TF** - MCCBs have fixed overload and fixed instantaneous trip
- Rated insulation voltage is 800Vac
- Fully rated for use at 55°C
- **TA** - MCCBs have adjustable overload and fixed instantaneous trip
- Overload adjusts to 1xIn, 0.9xIn and 0.8xIn
- **E** - Electronic MCCBs have adjustable LSI



LM4 Frame

Thermal & Magnetic Fixed Type - 25kA

Current Rating (A)	Dimension H X W X D (mm) 1 Pole	1 Pole Product code	Icu Rating @ 240 Vac	Ics Rating @ 240 Vac
10	88 x 35 x 155	LM4S1P10TF	25kA	18kA
16	88 x 35 x 155	LM4S1P16TF	25kA	18kA
20	88 x 35 x 155	LM4S1P20TF	25kA	18kA
25	88 x 35 x 155	LM4S1P25TF	25kA	18kA
32	88 x 35 x 155	LM4S1P32TF	25kA	18kA
40	88 x 35 x 155	LM4S1P40TF	25kA	18kA
50	88 x 35 x 155	LM4S1P50TF	25kA	18kA
63	88 x 35 x 155	LM4S1P63TF	25kA	18kA
80	88 x 35 x 155	LM4S1P80TF	25kA	18kA
90	88 x 35 x 155	LM4S1P90TF	25kA	18kA
100	88 x 35 x 155	LM4S1P100TF	25kA	18kA
125	88 x 35 x 155	LM4S1P125TF	25kA	18kA

LM2 Frame

Thermal & Magnetic Fixed Type - 25kA

Current Rating (A)	Dimension H X W X D (mm) 3 Pole	Dimension H X W X D (mm) 4 Pole	3 Pole Product code	4 Pole Product code	Icu Rating @ 415 Vac	Ics Rating @ 415 Vac
16	131 x 75 x 85	131 x 101 x 85	LM2S3P16TF	LM2S4P16TF	25kA	18kA
20	131 x 75 x 85	131 x 101 x 85	LM2S3P20TF	LM2S4P20TF	25kA	18kA
25	131 x 75 x 85	131 x 101 x 85	LM2S3P25TF	LM2S4P25TF	25kA	18kA
32	131 x 75 x 85	131 x 101 x 85	LM2S3P32TF	LM2S4P32TF	25kA	18kA
40	131 x 75 x 85	131 x 101 x 85	LM2S3P40TF	LM2S4P40TF	25kA	18kA
50	131 x 75 x 85	131 x 101 x 85	LM2S3P50TF	LM2S4P50TF	25kA	18kA
63	131 x 75 x 85	131 x 101 x 85	LM2S3P63TF	LM2S4P63TF	25kA	18kA
70	131 x 75 x 85	131 x 101 x 85	LM2S3P70TF	LM2S4P70TF	25kA	18kA
80	131 x 75 x 85	131 x 101 x 85	LM2S3P80TF	LM2S4P80TF	25kA	18kA
100	131 x 75 x 85	131 x 101 x 85	LM2S3P100TF	LM2S4P100TF	25kA	18kA

Note: For 40°C ambient temperature, add '4' at the end of the Cat. no.

LM3 Frame

Thermal & Magnetic Fixed Type - 36kA

Current Rating (A)	Dimension H X W X D (mm)		3 Pole Product code	4 Pole Product code	Icu Rating @ 415 Vac	Ics Rating @ 415 Vac
	3 Pole	4 Pole				
16	150 x 92 x 90	150 x 122 x 90	LM3S3P16TF	LM3S4P16TF	36kA	27kA
20	150 x 92 x 90	150 x 122 x 90	LM3S3P20TF	LM3S4P20TF	36kA	27kA
25	150 x 92 x 90	150 x 122 x 90	LM3S3P25TF	LM3S4P25TF	36kA	27kA
30	150 x 92 x 90	150 x 122 x 90	LM3S3P30TF	LM3S4P30TF	36kA	27kA
32	150 x 92 x 90	150 x 122 x 90	LM3S3P32TF	LM3S4P32TF	36kA	27kA
40	150 x 92 x 90	150 x 122 x 90	LM3S3P40TF	LM3S4P40TF	36kA	27kA
50	150 x 92 x 90	150 x 122 x 90	LM3S3P50TF	LM3S4P50TF	36kA	27kA
60	150 x 92 x 90	150 x 122 x 90	LM3S3P60TF	LM3S4P60TF	36kA	27kA
63	150 x 92 x 90	150 x 122 x 90	LM3S3P63TF	LM3S4P63TF	36kA	27kA
70	150 x 92 x 90	150 x 122 x 90	LM3S3P70TF	LM3S4P70TF	36kA	27kA
80	150 x 92 x 90	150 x 122 x 90	LM3S3P80TF	LM3S4P80TF	36kA	27kA
90	150 x 92 x 90	150 x 122 x 90	LM3S3P90TF	LM3S4P90TF	36kA	27kA
100	150 x 92 x 90	150 x 122 x 90	LM3S3P100TF	LM3S4P100TF	36kA	27kA
125	150 x 92 x 90	150 x 122 x 90	LM3S3P125TF	LM3S4P125TF	36kA	27kA
140	150 x 92 x 90	150 x 122 x 90	LM3S3P140TF	LM3S4P140TF	36kA	27kA
150	150 x 92 x 90	150 x 122 x 90	LM3S3P150TF	LM3S4P150TF	36kA	27kA
160	150 x 92 x 90	150 x 122 x 90	LM3S3P160TF	LM3S4P160TF	36kA	27kA

LM3 Frame

Adjustable Thermal & Magnetic Fixed Type - 36kA

Current Rating (A)	Dimension H X W X D (mm)		3 Pole Product code	4 Pole Product code	Icu Rating @ 415 Vac	Ics Rating @ 415 Vac
	3 Pole	4 Pole				
16	150 x 92 x 90	150 x 122 x 90	LM3S3P16TA	LM3S4P16TA	36kA	27kA
20	150 x 92 x 90	150 x 122 x 90	LM3S3P20TA	LM3S4P20TA	36kA	27kA
25	150 x 92 x 90	150 x 122 x 90	LM3S3P25TA	LM3S4P25TA	36kA	27kA
30	150 x 92 x 90	150 x 122 x 90	LM3S3P30TA	LM3S4P30TA	36kA	27kA
32	150 x 92 x 90	150 x 122 x 90	LM3S3P32TA	LM3S4P32TA	36kA	27kA
40	150 x 92 x 90	150 x 122 x 90	LM3S3P40TA	LM3S4P40TA	36kA	27kA
50	150 x 92 x 90	150 x 122 x 90	LM3S3P50TA	LM3S4P50TA	36kA	27kA
60	150 x 92 x 90	150 x 122 x 90	LM3S3P60TA	LM3S4P60TA	36kA	27kA
63	150 x 92 x 90	150 x 122 x 90	LM3S3P63TA	LM3S4P63TA	36kA	27kA
70	150 x 92 x 90	150 x 122 x 90	LM3S3P70TA	LM3S4P70TA	36kA	27kA
80	150 x 92 x 90	150 x 122 x 90	LM3S3P80TA	LM3S4P80TA	36kA	27kA
90	150 x 92 x 90	150 x 122 x 90	LM3S3P90TA	LM3S4P90TA	36kA	27kA
100	150 x 92 x 90	150 x 122 x 90	LM3S3P100TA	LM3S4P100TA	36kA	27kA
125	150 x 92 x 90	150 x 122 x 90	LM3S3P125TA	LM3S4P125TA	36kA	27kA
140	150 x 92 x 90	150 x 122 x 90	LM3S3P140TA	LM3S4P140TA	36kA	27kA
150	150 x 92 x 90	150 x 122 x 90	LM3S3P150TA	LM3S4P150TA	36kA	27kA
160	150 x 92 x 90	150 x 122 x 90	LM3S3P160TA	LM3S4P160TA	36kA	27kA

Note: For 40°C ambient temperature, add '4' at the end of the Cat. no.

Loadline

LM Frame

Main Features

- Complies to the requirements of EN 60947-2
- **TF** - MCCBs have fixed overload and fixed instantaneous trip
- Rated insulation voltage is 800Vac
- Fully rated for use at 55°C
- **TA** - MCCBs have adjustable overload and fixed instantaneous trip
- Overload adjusts to 1xIn, 0.9xIn and 0.8xIn
- **E** - Electronic MCCBs have adjustable LSI



LM3 Frame

Electronic - 36kA

Current Rating (A)	Dimension H X W X D (mm)		3 Pole Product code	4 Pole Product code	Icu Rating @ 415 Vac	Ics Rating @ 415 Vac
	3 Pole	4 Pole				
16	150 x 92 x 92	150 x 122 x 92	LM3S3P16E	LM3S4P16E	36kA	27kA
20	150 x 92 x 92	150 x 122 x 92	LM3S3P20E	LM3S4P20E	36kA	27kA
25	150 x 92 x 92	150 x 122 x 92	LM3S3P25E	LM3S4P25E	36kA	27kA
30	150 x 92 x 92	150 x 122 x 92	LM3S3P30E	LM3S4P30E	36kA	27kA
32	150 x 92 x 92	150 x 122 x 92	LM3S3P32E	LM3S4P32E	36kA	27kA
40	150 x 92 x 92	150 x 122 x 92	LM3S3P40E	LM3S4P40E	36kA	27kA
50	150 x 92 x 92	150 x 122 x 92	LM3S3P50E	LM3S4P50E	36kA	27kA
60	150 x 92 x 92	150 x 122 x 92	LM3S3P60E	LM3S4P60E	36kA	27kA
63	150 x 92 x 92	150 x 122 x 92	LM3S3P63E	LM3S4P63E	36kA	27kA
70	150 x 92 x 92	150 x 122 x 92	LM3S3P70E	LM3S4P70E	36kA	27kA
80	150 x 92 x 92	150 x 122 x 92	LM3S3P80E	LM3S4P80E	36kA	27kA
90	150 x 92 x 92	150 x 122 x 92	LM3S3P90E	LM3S4P90E	36kA	27kA
100	150 x 92 x 92	150 x 122 x 92	LM3S3P100E	LM3S4P100E	36kA	27kA
125	150 x 92 x 92	150 x 122 x 92	LM3S3P125E	LM3S4P125E	36kA	27kA

Note: For 40°C ambient temperature, add '4' at the end of the Cat. no.

LM3 Frame

Thermal & Magnetic Fixed Type - 50kA

Current Rating (A)	Dimension H X W X D (mm)		3 Pole Product code	4 Pole Product code	Icu Rating @ 415 Vac	Ics Rating @ 415 Vac
	3 Pole	4 Pole				
16	150 x 92 x 108	150 x 122 x 108	LM3H3P16TF	LM3H4P16TF	50kA	36kA
20	150 x 92 x 108	150 x 122 x 108	LM3H3P20TF	LM3H4P20TF	50kA	36kA
25	150 x 92 x 108	150 x 122 x 108	LM3H3P25TF	LM3H4P25TF	50kA	36kA
30	150 x 92 x 108	150 x 122 x 108	LM3H3P30TF	LM3H4P30TF	50kA	36kA
32	150 x 92 x 108	150 x 122 x 108	LM3H3P32TF	LM3H4P32TF	50kA	36kA
40	150 x 92 x 108	150 x 122 x 108	LM3H3P40TF	LM3H4P40TF	50kA	36kA
50	150 x 92 x 108	150 x 122 x 108	LM3H3P50TF	LM3H4P50TF	50kA	36kA
60	150 x 92 x 108	150 x 122 x 108	LM3H3P60TF	LM3H4P60TF	50kA	36kA
63	150 x 92 x 108	150 x 122 x 108	LM3H3P63TF	LM3H4P63TF	50kA	36kA
70	150 x 92 x 108	150 x 122 x 108	LM3H3P70TF	LM3H4P70TF	50kA	36kA
80	150 x 92 x 108	150 x 122 x 108	LM3H3P80TF	LM3H4P80TF	50kA	36kA
90	150 x 92 x 108	150 x 122 x 108	LM3H3P90TF	LM3H4P90TF	50kA	36kA
100	150 x 92 x 108	150 x 122 x 108	LM3H3P100TF	LM3H4P100TF	50kA	36kA
125	150 x 92 x 108	150 x 122 x 108	LM3H3P125TF	LM3H4P125TF	50kA	36kA
140	150 x 92 x 108	150 x 122 x 108	LM3H3P140TF	LM3H4P140TF	50kA	36kA
150	150 x 92 x 108	150 x 122 x 108	LM3H3P150TF	LM3H4P150TF	50kA	36kA
160	150 x 92 x 108	150 x 122 x 108	LM3H3P160TF	LM3H4P160TF	50kA	36kA

LM3 Frame

Adjustable Thermal & Magnetic Fixed Type - 50kA

Current Rating (A)	Dimension H X W X D (mm)		3 Pole Product code	4 Pole Product code	Icu Rating @ 415 Vac	Ics Rating @ 415 Vac
	3 Pole	4 Pole				
16	150 x 92 x 108	150 x 122 x 108	LM3H3P16TA	LM3H4P16TA	50kA	36kA
20	150 x 92 x 108	150 x 122 x 108	LM3H3P20TA	LM3H4P20TA	50kA	36kA
25	150 x 92 x 108	150 x 122 x 108	LM3H3P25TA	LM3H4P25TA	50kA	36kA
30	150 x 92 x 108	150 x 122 x 108	LM3H3P30TA	LM3H4P30TA	50kA	36kA
32	150 x 92 x 108	150 x 122 x 108	LM3H3P32TA	LM3H4P32TA	50kA	36kA
40	150 x 92 x 108	150 x 122 x 108	LM3H3P40TA	LM3H4P40TA	50kA	36kA
50	150 x 92 x 108	150 x 122 x 108	LM3H3P50TA	LM3H4P50TA	50kA	36kA
60	150 x 92 x 108	150 x 122 x 108	LM3H3P60TA	LM3H4P60TA	50kA	36kA
63	150 x 92 x 108	150 x 122 x 108	LM3H3P63TA	LM3H4P63TA	50kA	36kA
70	150 x 92 x 108	150 x 122 x 108	LM3H3P70TA	LM3H4P70TA	50kA	36kA
80	150 x 92 x 108	150 x 122 x 108	LM3H3P80TA	LM3H4P80TA	50kA	36kA
90	150 x 92 x 108	150 x 122 x 108	LM3H3P90TA	LM3H4P90TA	50kA	36kA
100	150 x 92 x 108	150 x 122 x 108	LM3H3P100TA	LM3H4P100TA	50kA	36kA
125	150 x 92 x 108	150 x 122 x 108	LM3H3P125TA	LM3H4P125TA	50kA	36kA
140	150 x 92 x 108	150 x 122 x 108	LM3H3P140TA	LM3H4P140TA	50kA	36kA
150	150 x 92 x 108	150 x 122 x 108	LM3H3P150TA	LM3H4P150TA	50kA	36kA
160	150 x 92 x 108	150 x 122 x 108	LM3H3P160TA	LM3H4P160TA	50kA	36kA

Note: For 40°C ambient temperature, add '4' at the end of the Cat. no.

Loadline

LM Frame

Main Features

- Complies to the requirements of EN 60947-2
- TF - MCCBs have fixed overload and fixed instantaneous trip
- Rated insulation voltage is 800Vac
- Fully rated for use at 55°C
- TA - MCCBs have adjustable overload and fixed instantaneous trip
- Overload adjusts to 1xIn, 0.9xIn and 0.8xIn
- E - Electronic MCCBs have adjustable LSI



LM4 Frame

Thermal & Magnetic Fixed Type - 36kA

Current Rating (A)	Dimension H X W X D (mm)		3 Pole Product code	4 Pole Product code	Icu Rating @ 415 Vac	Ics Rating @ 415 Vac
	3 Pole	4 Pole				
100	165 x 106 x 109	165 x 141 x 109	LM4S3P100TF	LM4S4P100TF	36kA	27kA
125	165 x 106 x 109	165 x 141 x 109	LM4S3P125TF	LM4S4P125TF	36kA	27kA
140	165 x 106 x 109	165 x 141 x 109	LM4S3P140TF	LM4S4P140TF	36kA	27kA
150	165 x 106 x 109	165 x 141 x 109	LM4S3P150TF	LM4S4P150TF	36kA	27kA
160	165 x 106 x 109	165 x 141 x 109	LM4S3P160TF	LM4S4P160TF	36kA	27kA
175	165 x 106 x 109	165 x 141 x 109	LM4S3P175TF	LM4S4P175TF	36kA	27kA
180	165 x 106 x 109	165 x 141 x 109	LM4S3P180TF	LM4S4P180TF	36kA	27kA
200	165 x 106 x 109	165 x 141 x 109	LM4S3P200TF	LM4S4P200TF	36kA	27kA
225	165 x 106 x 109	165 x 141 x 109	LM4S3P225TF	LM4S4P225TF	36kA	27kA
250	165 x 106 x 109	165 x 141 x 109	LM4S3P250TF	LM4S4P250TF	36kA	27kA

LM4 Frame

Adjustable Thermal & Magnetic Fixed Type - 36kA

Current Rating (A)	Dimension H X W X D (mm)		3 Pole Product code	4 Pole Product code	Icu Rating @ 415 Vac	Ics Rating @ 415 Vac
	3 Pole	4 Pole				
125	165 x 106 x 109	165 x 141 x 109	LM4S3P125TA	LM4S4P125TA	36kA	27kA
140	165 x 106 x 109	165 x 141 x 109	LM4S3P140TA	LM4S4P140TA	36kA	27kA
150	165 x 106 x 109	165 x 141 x 109	LM4S3P150TA	LM4S4P150TA	36kA	27kA
160	165 x 106 x 109	165 x 141 x 109	LM4S3P160TA	LM4S4P160TA	36kA	27kA
175	165 x 106 x 109	165 x 141 x 109	LM4S3P175TA	LM4S4P175TA	36kA	27kA
180	165 x 106 x 109	165 x 141 x 109	LM4S3P180TA	LM4S4P180TA	36kA	27kA
200	165 x 106 x 109	165 x 141 x 109	LM4S3P200TA	LM4S4P200TA	36kA	27kA
225	165 x 106 x 109	165 x 141 x 109	LM4S3P225TA	LM4S4P225TA	36kA	27kA
250	165 x 106 x 109	165 x 141 x 109	LM4S3P250TA	LM4S4P250TA	36kA	27kA

Note: For 40°C ambient temperature, add '4' at the end of the Cat. no.

LM4 Frame

Electronic - 36kA

Current Rating (A)	Dimension H X W X D (mm) 3 Pole	Dimension H X W X D (mm) 4 Pole	3 Pole Product code	4 Pole Product code	Icu Rating @ 415 Vac	Ics Rating @ 415 Vac
125	165 x 107 x 92	165 x 142 x 92	LM4S3P125E	LM4S4P125E	36kA	27kA
140	165 x 107 x 92	165 x 142 x 92	LM4S3P140E	LM4S4P140E	36kA	27kA
150	165 x 107 x 92	165 x 142 x 92	LM4S3P150E	LM4S4P150E	36kA	27kA
160	165 x 107 x 92	165 x 142 x 92	LM4S3P160E	LM4S4P160E	36kA	27kA
175	165 x 107 x 92	165 x 142 x 92	LM4S3P175E	LM4S4P175E	36kA	27kA
180	165 x 107 x 92	165 x 142 x 92	LM4S3P180E	LM4S4P180E	36kA	27kA
200	165 x 107 x 92	165 x 142 x 92	LM4S3P200E	LM4S4P200E	36kA	27kA
225	165 x 107 x 92	165 x 142 x 92	LM4S3P225E	LM4S4P225E	36kA	27kA
250	165 x 107 x 92	165 x 142 x 92	LM4S3P250E	LM4S4P250E	36kA	27kA

LM4 Frame

Thermal & Magnetic Fixed Type - 50kA

Current Rating (A)	Dimension H X W X D (mm) 3 Pole	Dimension H X W X D (mm) 4 Pole	3 Pole Product code	4 Pole Product code	Icu Rating @ 415 Vac	Ics Rating @ 415 Vac
100	165 x 106 x 128	165 x 141 x 128	LM4H3P100TF	LM4H4P100TF	50kA	36kA
125	165 x 106 x 128	165 x 141 x 128	LM4H3P125TF	LM4H4P125TF	50kA	36kA
140	165 x 106 x 128	165 x 141 x 128	LM4H3P140TF	LM4H4P140TF	50kA	36kA
150	165 x 106 x 128	165 x 141 x 128	LM4H3P150TF	LM4H4P150TF	50kA	36kA
160	165 x 106 x 128	165 x 141 x 128	LM4H3P160TF	LM4H4P160TF	50kA	36kA
175	165 x 106 x 128	165 x 141 x 128	LM4H3P175TF	LM4H4P175TF	50kA	36kA
180	165 x 106 x 128	165 x 141 x 128	LM4H3P180TF	LM4H4P180TF	50kA	36kA
200	165 x 106 x 128	165 x 141 x 128	LM4H3P200TF	LM4H4P200TF	50kA	36kA
225	165 x 106 x 128	165 x 141 x 128	LM4H3P225TF	LM4H4P225TF	50kA	36kA
250	165 x 106 x 128	165 x 141 x 128	LM4H3P250TF	LM4H4P250TF	50kA	36kA

LM4 Frame

Adjustable Thermal & Magnetic Fixed Type - 50kA

Current Rating (A)	Dimension H X W X D (mm) 3 Pole	Dimension H X W X D (mm) 4 Pole	3 Pole Product code	4 Pole Product code	Icu Rating @ 415 Vac	Ics Rating @ 415 Vac
100	165 x 106 x 128	165 x 141 x 128	LM4H3P100TA	LM4H4P100TA	50kA	36kA
125	165 x 106 x 128	165 x 141 x 128	LM4H3P125TA	LM4H4P125TA	50kA	36kA
140	165 x 106 x 128	165 x 141 x 128	LM4H3P140TA	LM4H4P140TA	50kA	36kA
150	165 x 106 x 128	165 x 141 x 128	LM4H3P150TA	LM4H4P150TA	50kA	36kA
160	165 x 106 x 128	165 x 141 x 128	LM4H3P160TA	LM4H4P160TA	50kA	36kA
175	165 x 106 x 128	165 x 141 x 128	LM4H3P175TA	LM4H4P175TA	50kA	36kA
180	165 x 106 x 128	165 x 141 x 128	LM4H3P180TA	LM4H4P180TA	50kA	36kA
200	165 x 106 x 128	165 x 141 x 128	LM4H3P200TA	LM4H4P200TA	50kA	36kA
225	165 x 106 x 128	165 x 141 x 128	LM4H3P225TA	LM4H4P225TA	50kA	36kA
250	165 x 106 x 128	165 x 141 x 128	LM4H3P250TA	LM4H4P250TA	50kA	36kA

Note: For 40°C ambient temperature, add '4' at the end of the Cat. no.

Loadline

LM Frame

Main Features

- Complies to the requirements of EN 60947-2
- TF - MCCBs have fixed overload and fixed instantaneous trip
- Rated insulation voltage is 800Vac
- Fully rated for use at 55°C
- TA - MCCBs have adjustable overload and fixed instantaneous trip
- Overload adjusts to 1xIn, 0.9xIn and 0.8xIn
- E - Electronic MCCBs have adjustable LSI



LM5 Frame

Thermal & Magnetic Fixed Type - 65kA

Current Rating (A)	Dimension H X W X D (mm)		3 Pole Product code	4 Pole Product code	Icu Rating @ 415 Vac	Ics Rating @ 415 Vac
	3 Pole	4 Pole				
225	257 x 150 x 149	257 x 198 x 149	LM5J3P225TF	LM5J4P225TF	65kA	50kA
250	257 x 150 x 149	257 x 198 x 149	LM5J3P250TF	LM5J4P250TF	65kA	50kA
280	257 x 150 x 149	257 x 198 x 149	LM5J3P280TF	LM5J4P280TF	65kA	50kA
300	257 x 150 x 149	257 x 198 x 149	LM5J3P300TF	LM5J4P300TF	65kA	50kA
315	257 x 150 x 149	257 x 198 x 149	LM5J3P315TF	LM5J4P315TF	65kA	50kA
350	257 x 150 x 149	257 x 198 x 149	LM5J3P350TF	LM5J4P350TF	65kA	50kA
400	257 x 150 x 149	257 x 198 x 149	LM5J3P400TF	LM5J4P400TF	65kA	50kA

LM5 Frame

Adjustable Thermal & Magnetic Fixed Type - 65kA

Current Rating (A)	Dimension H X W X D (mm)		3 Pole Product code	4 Pole Product code	Icu Rating @ 415 Vac	Ics Rating @ 415 Vac
	3 Pole	4 Pole				
225	257 x 150 x 149	257 x 198 x 149	LM5J3P225TA	LM5J4P225TA	65kA	50kA
250	257 x 150 x 149	257 x 198 x 149	LM5J3P250TA	LM5J4P250TA	65kA	50kA
280	257 x 150 x 149	257 x 198 x 149	LM5J3P280TA	LM5J4P280TA	65kA	50kA
300	257 x 150 x 149	257 x 198 x 149	LM5J3P300TA	LM5J4P300TA	65kA	50kA
315	257 x 150 x 149	257 x 198 x 149	LM5J3P315TA	LM5J4P315TA	65kA	50kA
350	257 x 150 x 149	257 x 198 x 149	LM5J3P350TA	LM5J4P350TA	65kA	50kA
400	257 x 150 x 149	257 x 198 x 149	LM5J3P400TA	LM5J4P400TA	65kA	50kA

Note: For 40°C ambient temperature, add '4' at the end of the Cat. no.

LM5 Frame

Electronic - 65kA

Current Rating (A)	Dimension H X W X D (mm)		3 Pole Product code	4 Pole Product code	Icu Rating @ 415 Vac	Ics Rating @ 415 Vac
	3 Pole	4 Pole				
300	258 x 150 x 108	258 x 198 x 108	LM5J3P300E	LM5J4P300E	65kA	42kA
315	258 x 150 x 108	258 x 198 x 108	LM5J3P315E	LM5J4P315E	65kA	42kA
350	258 x 150 x 108	258 x 198 x 108	LM5J3P350E	LM5J4P350E	65kA	42kA
400	258 x 150 x 108	258 x 198 x 108	LM5J3P400E	LM5J4P400E	65kA	42kA

LM5 Frame

Thermal & Magnetic Fixed Type - 85kA

Current Rating (A)	Dimension H X W X D (mm)		3 Pole Product code	4 Pole Product code	Icu Rating @ 415 Vac	Ics Rating @ 415 Vac
	3 Pole	4 Pole				
225	257 x 150 x 149	257 x 198 x 149	LM5K3P225TF	LM5K4P225TF	85kA	60kA
250	257 x 150 x 149	257 x 198 x 149	LM5K3P250TF	LM5K4P250TF	85kA	60kA
280	257 x 150 x 149	257 x 198 x 149	LM5K3P280TF	LM5K4P280TF	85kA	60kA
300	257 x 150 x 149	257 x 198 x 149	LM5K3P300TF	LM5K4P300TF	85kA	60kA
315	257 x 150 x 149	257 x 198 x 149	LM5K3P315TF	LM5K4P315TF	85kA	60kA
350	257 x 150 x 149	257 x 198 x 149	LM5K3P350TF	LM5K4P350TF	85kA	60kA
400	257 x 150 x 149	257 x 198 x 149	LM5K3P400TF	LM5K4P400TF	85kA	60kA

LM5 Frame

Adjustable Thermal & Magnetic Fixed Type - 85kA

Current Rating (A)	Dimension H X W X D (mm)		3 Pole Product code	4 Pole Product code	Icu Rating @ 415 Vac	Ics Rating @ 415 Vac
	3 Pole	4 Pole				
225	257 x 150 x 149	257 x 198 x 149	LM5K3P225TA	LM5K4P225TA	85kA	60kA
250	257 x 150 x 149	257 x 198 x 149	LM5K3P250TA	LM5K4P250TA	85kA	60kA
280	257 x 150 x 149	257 x 198 x 149	LM5K3P280TA	LM5K4P280TA	85kA	60kA
300	257 x 150 x 149	257 x 198 x 149	LM5K3P300TA	LM5K4P300TA	85kA	60kA
315	257 x 150 x 149	257 x 198 x 149	LM5K3P315TA	LM5K4P315TA	85kA	60kA
350	257 x 150 x 149	257 x 198 x 149	LM5K3P350TA	LM5K4P350TA	85kA	60kA
400	257 x 150 x 149	257 x 198 x 149	LM5K3P400TA	LM5K4P400TA	85kA	60kA

Note: For 40°C ambient temperature, add '4' at the end of the Cat. no.

Loadline

LM Frame

Main Features

- Complies to the requirements of EN 60947-2
- TF - MCCBs have fixed overload and fixed instantaneous trip
- Rated insulation voltage is 800Vac
- Fully rated for use at 55°C
- TA - MCCBs have adjustable overload and fixed instantaneous trip
- Overload adjusts to 1xIn, 0.9xIn and 0.8xIn
- E - Electronic MCCBs have adjustable LSI



LM6 Frame

Thermal & Magnetic Fixed Type - 65kA

Current Rating (A)	Dimension H X W X D (mm) 3 Pole	Dimension H X W X D (mm) 4 Pole	3 Pole Product code	4 Pole Product code	Icu Rating @ 415 Vac	Ics Rating @ 415 Vac
400	270 x 182 x 155	270x 240 x 155	LM6J3P400TF	LM6J4P400TF	65kA	50kA
500	270 x 182 x 155	270x 240 x 155	LM6J3P500TF	LM6J4P500TF	65kA	50kA
630	270 x 182 x 155	270x 240 x 155	LM6J3P630TF	LM6J4P630TF	65kA	50kA

LM6 Frame

Adjustable Thermal & Magnetic Fixed Type - 65kA

Current Rating (A)	Dimension H X W X D (mm) 3 Pole	Dimension H X W X D (mm) 4 Pole	3 Pole Product code	4 Pole Product code	Icu Rating @ 415 Vac	Ics Rating @ 415 Vac
400	270 x 182 x 155	270x 240 x 155	LM6J3P400TA	LM6J4P400TA	65kA	50kA
500	270 x 182 x 155	270x 240 x 155	LM6J3P500TA	LM6J4P500TA	65kA	50kA
630	270 x 182 x 155	270x 240 x 155	LM6J3P630TA	LM6J4P630TA	65kA	50kA

Note: For 40°C ambient temperature, add '4' at the end of the Cat. no.

LM6 Frame

Thermal & Magnetic Fixed Type - 85kA

Current Rating (A)	Dimension H X W X D (mm) 3 Pole	Dimension H X W X D (mm) 4 Pole	3 Pole Product code	4 Pole Product code	Icu Rating @ 415 Vac	Ics Rating @ 415 Vac
400	270 x 182 x 155	270x 240 x 155	LM6K3P400TF	LM6K4P400TF	85kA	60kA
500	270 x 182 x 155	270x 240 x 155	LM6K3P500TF	LM6K4P500TF	85kA	60kA
630	270 x 182 x 155	270x 240 x 155	LM5K3P630TF	LM5K4P630TF	85kA	60kA

LM6 Frame

Adjustable Thermal & Magnetic Fixed Type - 85kA

Current Rating (A)	Dimension H X W X D (mm) 3 Pole	Dimension H X W X D (mm) 4 Pole	3 Pole Product code	4 Pole Product code	Icu Rating @ 415 Vac	Ics Rating @ 415 Vac
400	270 x 182 x 155	270x 240 x 155	LM6K3P400TA	LM6K4P400TA	85kA	60kA
500	270 x 182 x 155	270x 240 x 155	LM6K3P500TA	LM6K4P500TA	85kA	60kA
630	270 x 182 x 155	270x 240 x 155	LM5K3P630TA	LM5K4P630TA	85kA	60kA

Note: For 40°C ambient temperature, add '4' at the end of the Cat. no.

Loadline

LM Frame

Main Features

- Complies to the requirements of EN 60947-2
- **TF** - MCCBs have fixed overload and fixed instantaneous trip
- Rated insulation voltage is 800Vac
- Fully rated for use at 55°C
- **TA** - MCCBs have adjustable overload and fixed instantaneous trip
- Overload adjusts to 1xIn, 0.9xIn and 0.8xIn
- **E** - Electronic MCCBs have adjustable LSI



LM7 Frame

Thermal & Magnetic Fixed Type - 65kA

Current Rating (A)	Dimension H X W X D (mm) 3 Pole	Dimension H X W X D (mm) 4 Pole	3 Pole Product code	4 Pole Product code	Icu Rating @ 415 Vac	Ics Rating @ 415 Vac
400	280 x 210 x 160	280 x 280 x 160	LM7J3P400TF	LM7J4P400TF	65kA	50kA
500	280 x 210 x 160	280 x 280 x 160	LM7J3P500TF	LM7J4P500TF	65kA	50kA
630	280 x 210 x 160	280 x 280 x 160	LM7J3P630TF	LM7J4P630TF	65kA	50kA
700	280 x 210 x 160	280 x 280 x 160	LM7J3P700TF	LM7J4P700TF	65kA	50kA
800	280 x 210 x 160	280 x 280 x 160	LM7J3P800TF	LM7J4P800TF	65kA	50kA

LM7 Frame

Adjustable Thermal & Magnetic Fixed Type - 65kA

Current Rating (A)	Dimension H X W X D (mm) 3 Pole	Dimension H X W X D (mm) 4 Pole	3 Pole Product code	4 Pole Product code	Icu Rating @ 415 Vac	Ics Rating @ 415 Vac
400	280 x 210 x 160	280 x 280 x 160	LM7J3P400TA	LM7J4P400TA	65kA	50kA
500	280 x 210 x 160	280 x 280 x 160	LM7J3P500TA	LM7J4P500TA	65kA	50kA
630	280 x 210 x 160	280 x 280 x 160	LM7J3P630TA	LM7J4P630TA	65kA	50kA
700	280 x 210 x 160	280 x 280 x 160	LM7J3P700TA	LM7J4P700TA	65kA	50kA
800	280 x 210 x 160	280 x 280 x 160	LM7J3P800TA	LM7J4P800TA	65kA	50kA

LM7 Frame

Electronic - 65kA

Current Rating (A)	Dimension H X W X D (mm) 3 Pole	Dimension H X W X D (mm) 4 Pole	3 Pole Product code	4 Pole Product code	Icu Rating @ 415 Vac	Ics Rating @ 415 Vac
400	280 x 210 x 112	280 x 280 x 112	LM7J3P400E	LM7J4P400E	65kA	42kA
500	280 x 210 x 112	280 x 280 x 112	LM7J3P500E	LM7J4P500E	65kA	42kA
630	280 x 210 x 112	280 x 280 x 112	LM7J3P630E	LM7J4P630E	65kA	42kA
700	280 x 210 x 112	280 x 280 x 112	LM7J3P700E	LM7J4P700E	65kA	42kA
800	280 x 210 x 112	280 x 280 x 112	LM7J3P800E	LM7J4P800E	65kA	42kA

Note: For 40°C ambient temperature, add '4' at the end of the Cat. no.

LM7 Frame

Thermal & Magnetic Fixed Type - 85kA

Current Rating (A)	Dimension H X W X D (mm)		3 Pole Product code	Icu Rating @ 415 Vac	Ics Rating @ 415 Vac
	3 Pole	4 Pole			
400	280 x 210 x 160	280 x 280 x 160	LM7K3P400TF	85kA	60kA
500	280 x 210 x 160	280 x 280 x 160	LM7K3P500TF	85kA	60kA
630	280 x 210 x 160	280 x 280 x 160	LM7K3P630TF	85kA	60kA
700	280 x 210 x 160	280 x 280 x 160	LM7K3P700TF	85kA	60kA
800	280 x 210 x 160	280 x 280 x 160	LM7K3P800TF	85kA	60kA

LM7 Frame

Adjustable Thermal & Magnetic Fixed Type - 85kA

Current Rating (A)	Dimension H X W X D (mm)		3 Pole Product code	4 Pole Product code	Icu Rating @ 415 Vac	Ics Rating @ 415 Vac
	3 Pole	4 Pole				
400	280 x 210 x 160	280 x 280 x 160	LM7K3P400TA	LM7K4P400TA	85kA	60kA
500	280 x 210 x 160	280 x 280 x 160	LM7K3P500TA	LM7K4P500TA	85kA	60kA
630	280 x 210 x 160	280 x 280 x 160	LM7K3P630TA	LM7K4P630TA	85kA	60kA
700	280 x 210 x 160	280 x 280 x 160	LM7K3P700TA	LM7K4P700TA	85kA	60kA
800	280 x 210 x 160	280 x 280 x 160	LM7K3P800TA	LM7K3P800TA	85kA	60kA

Note: For 40°C ambient temperature, add '4' at the end of the Cat. no.

Loadline

LM Frame

Main Features

- Complies to the requirements of EN 60947-2
- **TF** - MCCBs have fixed overload and fixed instantaneous trip
- Rated insulation voltage is 800Vac
- Fully rated for use at 55°C
- **TA** - MCCBs have adjustable overload and fixed instantaneous trip
- Overload adjusts to 1xIn, 0.9xIn and 0.8xIn
- **E** - Electronic MCCBs have adjustable LSI



LM8 Frame Electronic - 85kA

Current Rating (A)	Dimension H X W X D (mm) 3 Pole	3 Pole Product code	Icu Rating @ 415 Vac	Ics Rating @ 415 Vac
1000	258 x 210 x 112	LM8M3P1000E	85kA	60kA
1250	258 x 210 x 112	LM8M3P1250E	85kA	60kA

Note: For 40°C ambient temperature, add '4' at the end of the Cat. no.

MCCB Accessories

Auxiliary Contact



Shunt Trip



Undervoltage Release



Loadline

LM Frame

In today's modern world environment, it is essential for Buildings, Hospitals & Industrial Complexes to be able to rely on a continuous power supply. This reliability of power can be achieved by using Dorman smith ATS.

Features

- Intelligent Microprocessor - Dual-Power Automatic Switching
- Transfer operation is initiated and controlled by a compact logic controller
- ATS comprising of motor operated Moulded Case Circuit breakers and interlocks
- Protection, Isolation and switching in one device.
- Complies to IEC 60947-1 General rule, IEC947.2
- Switching and IEC-60947-6-1 Automatic Transfer switch
- Control wirings are pre-wired to terminal strip
- External wiring is simple 6 wire for 2 power sensing and close and open indication outputs
- Indicator Flag for MCCB to show status of the MCCB
- ATS has three stable positions Normal power supply closed, Off and Standby power supply closed
- For Manual operation, switch controller to Manual mode
- ATS will sense the over voltage above 270V AC and under voltage 70-80% of rated voltage.
Time delay of changeover is adjustable from 0.5s to 30s
- ATS default start is in Normal power.
- No. of Mechanical Operations (Cycles) : 2500 – 5000 operations
- No. of Electrical Operations (Cycles) : 500 – 1000 operations

Product Selection

Current Rating (A)	Pole	Cat. No.
63	3P	LM33PAC63
63	4P	LM34PAC63
100	3P	LM33PAC100
100	4P	LM34PAC100
225	3P	LM43PAC225
225	4P	LM44PAC225
400	3P	LM63PAC400
400	4P	LM64PAC400
630	3P	LM63PAC630
630	4P	LM64PAC630
800	3P	LM73PAC800
800	4P	LM74PAC800

Note: For 40°C ambient temperature, add '4' at the end of the Cat. no.

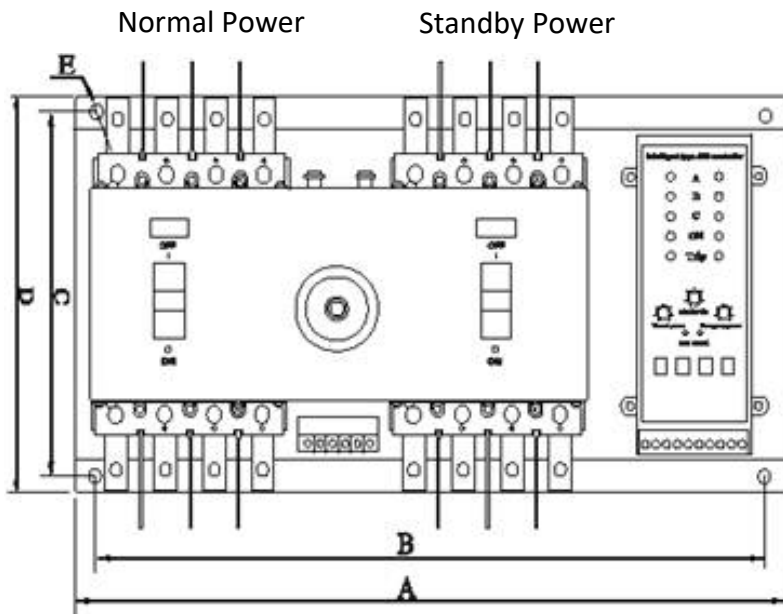
Automatic Transfer Switch



Automatic Transfer Switch

Loadline
LM Frame

Dimensional Details

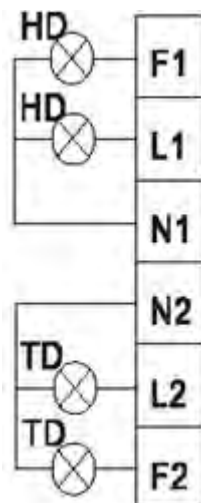


Current Rating (A)	A		D	B		C	H1	H2	E
	3 Pole	4 Pole		3 Pole	4 Pole				
63	380	405	250	340	385	230	<160	25	9
100	405	435	250	365	395	230	<170	25	9
225	450	480	250	410	440	230	<190	25	9
400	570	620	330	510	560	300	<230	25	11
630	680	740	330	620	680	300	<230	25	11
800	750	620	330	690	760	300	<230	25	11

Wiring Diagram

Normal Power Supply Closed

Normal Power Supply Open



Standby Power Supply Closed

Standby Power Supply Open

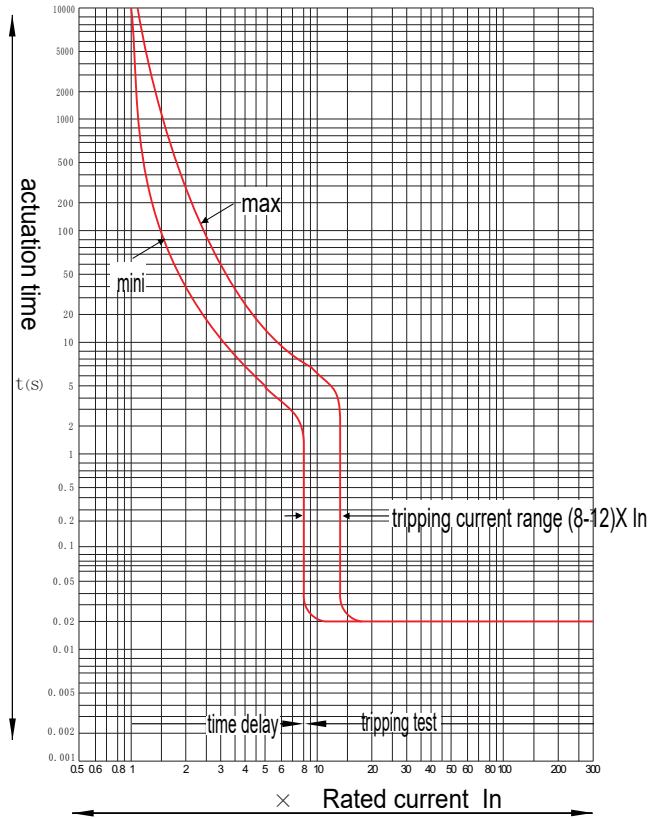
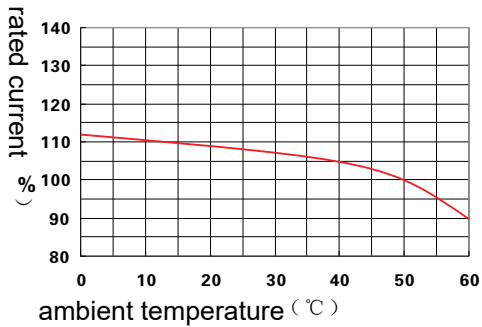
Loadline

LM Frame

Characteristic Curve LM3 Frame

Over current characteristic curve

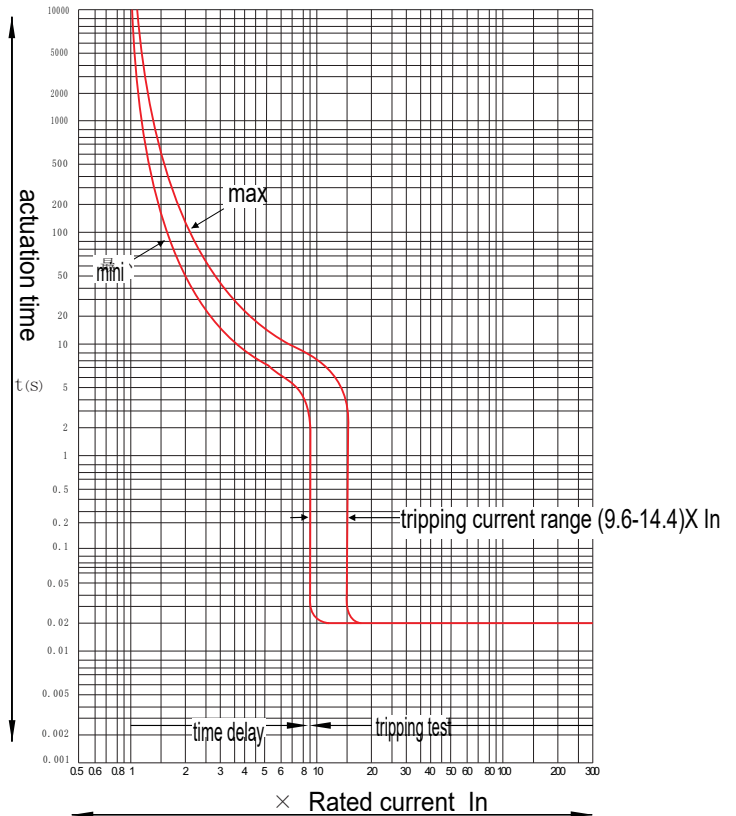
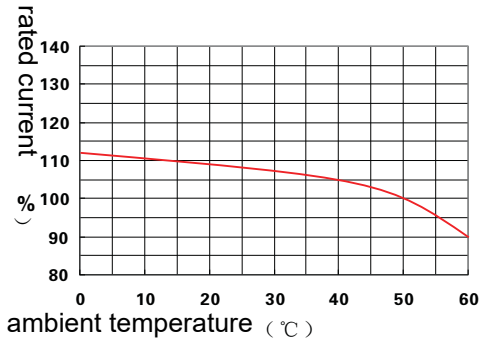
Current temperature characteristic



LM3 time/current characteristic curve

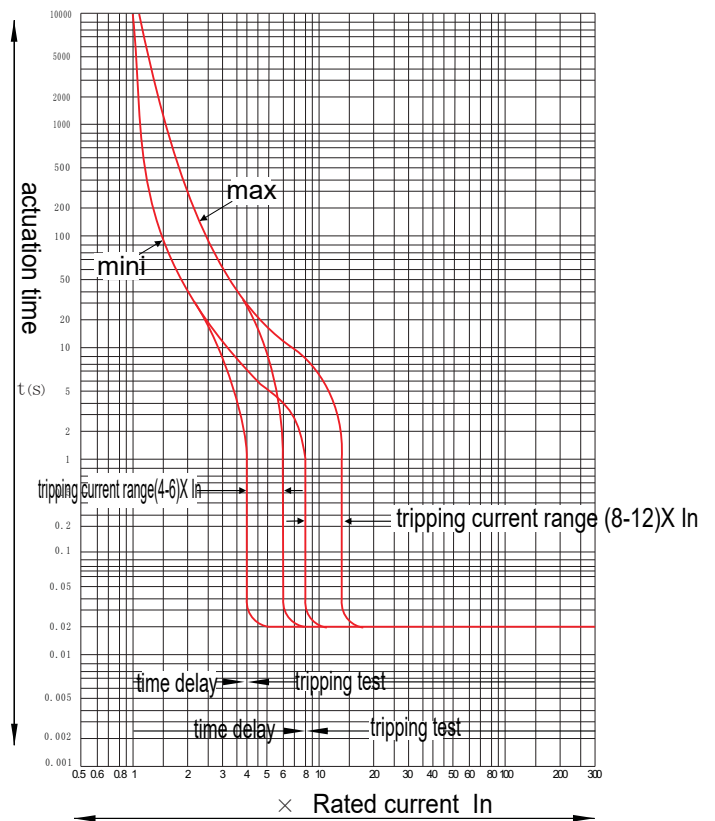
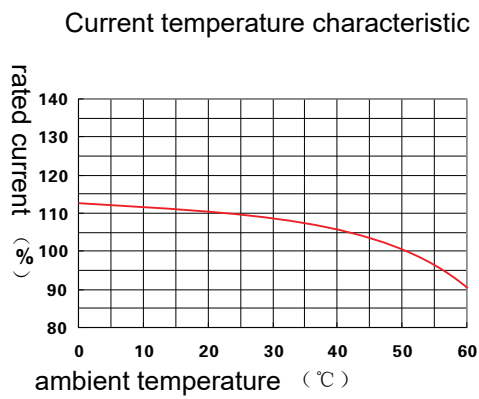
(distribution)

Current temperature characteristic

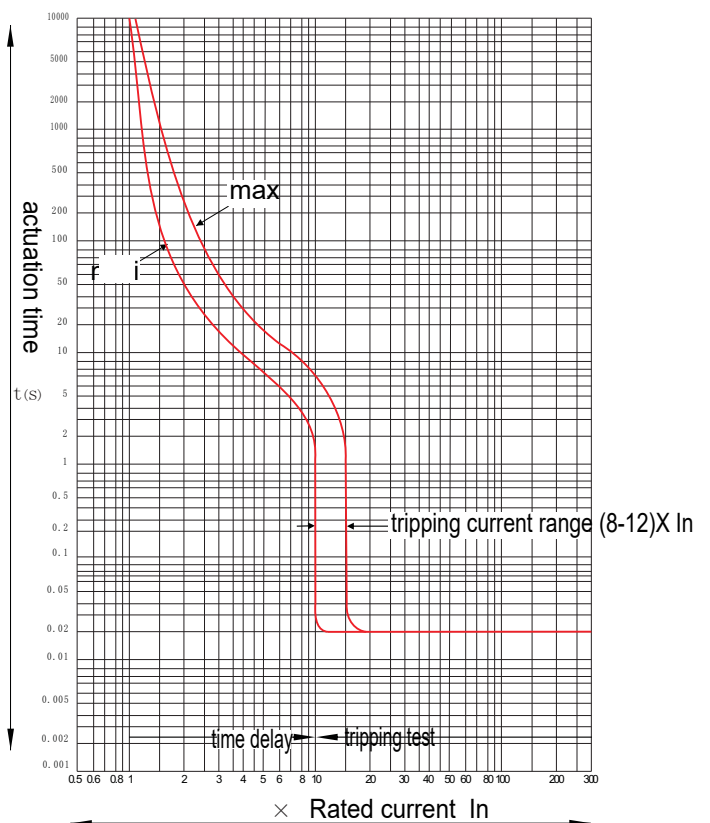
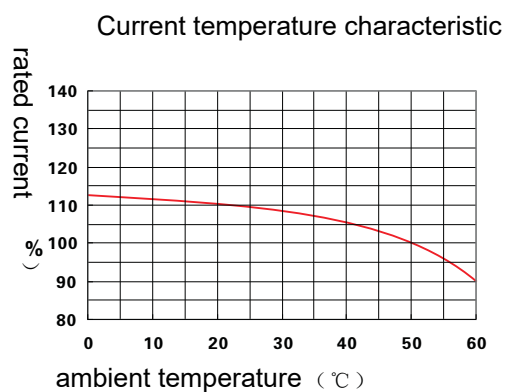


LM3 Time/current characteristic curve (motor protection)

Characteristic Curve LM4 Frame

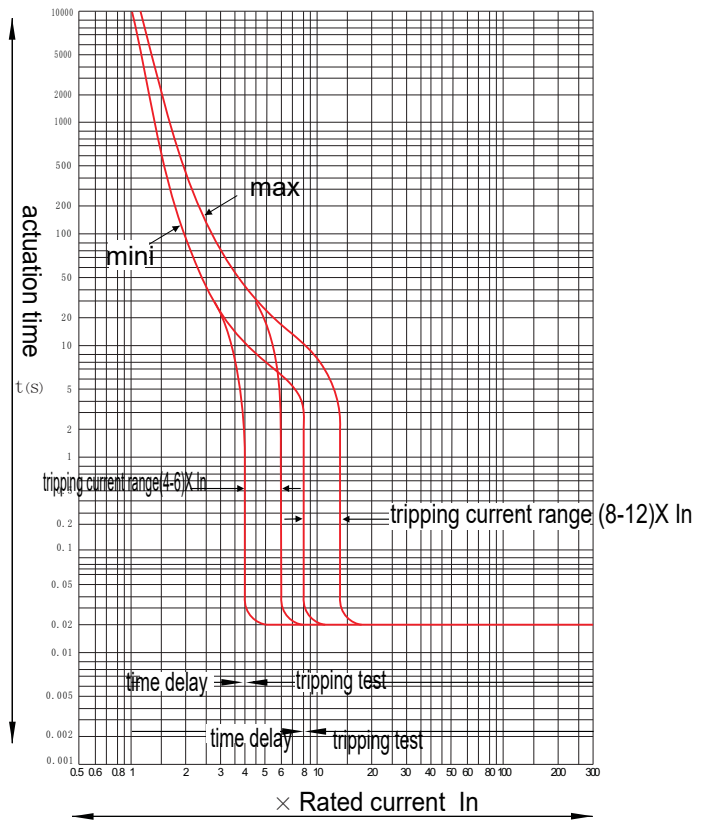
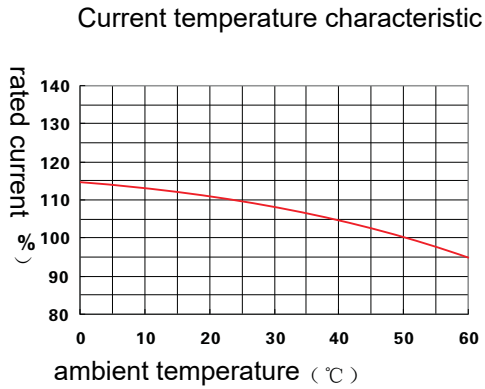


LM4 time/current characteristic curve(distribution)

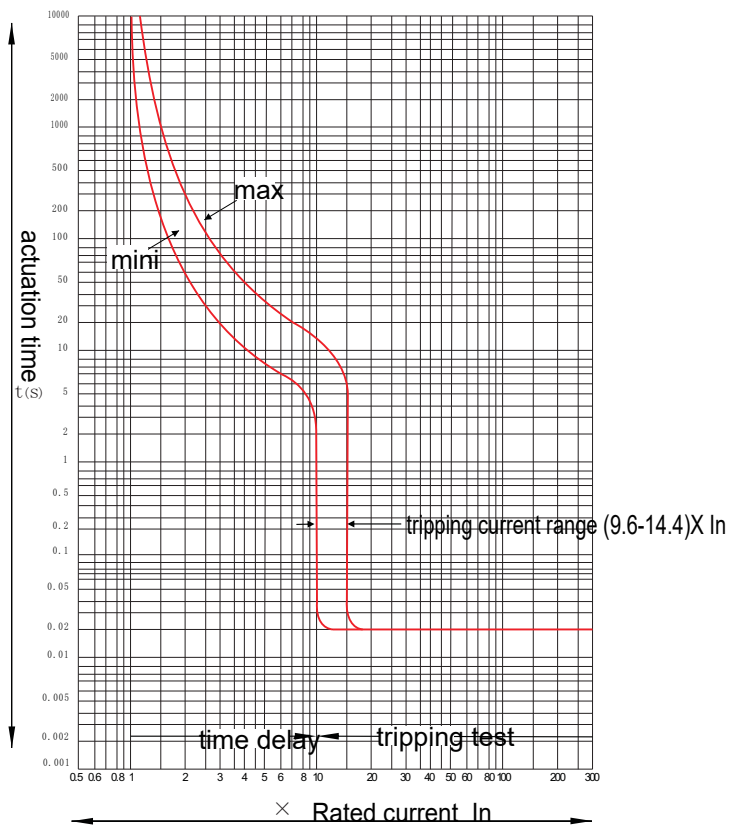
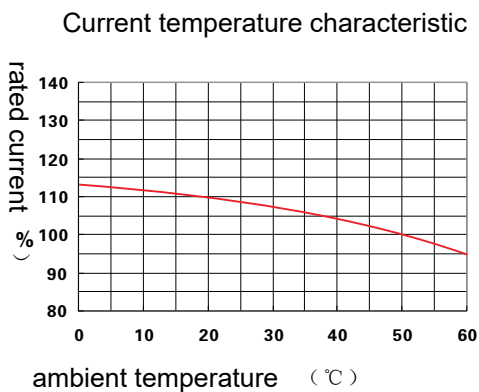


LM4 time/ current characteristic curve (motor protection)

**Characteristic Curve
LM5 Frame**



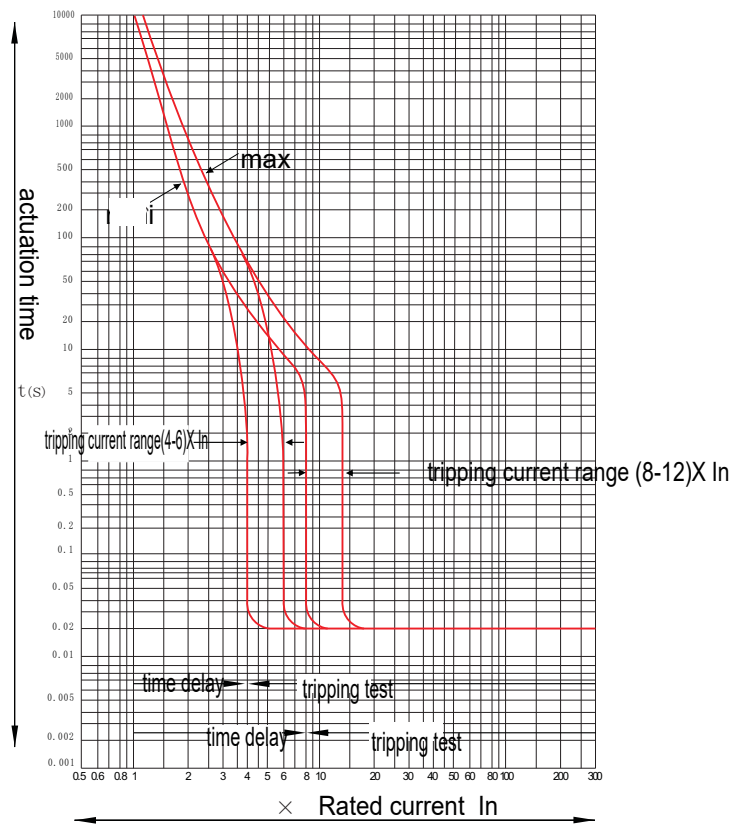
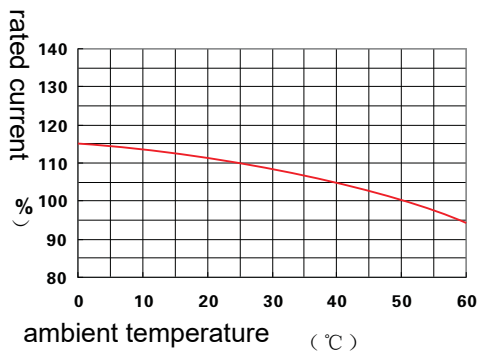
LM5 time/current characteristic curve (distribution)



LM5 time/ current characteristic curve (motor protection)

Charachteristic Curve LM7 Frame

Current temperature characteristic

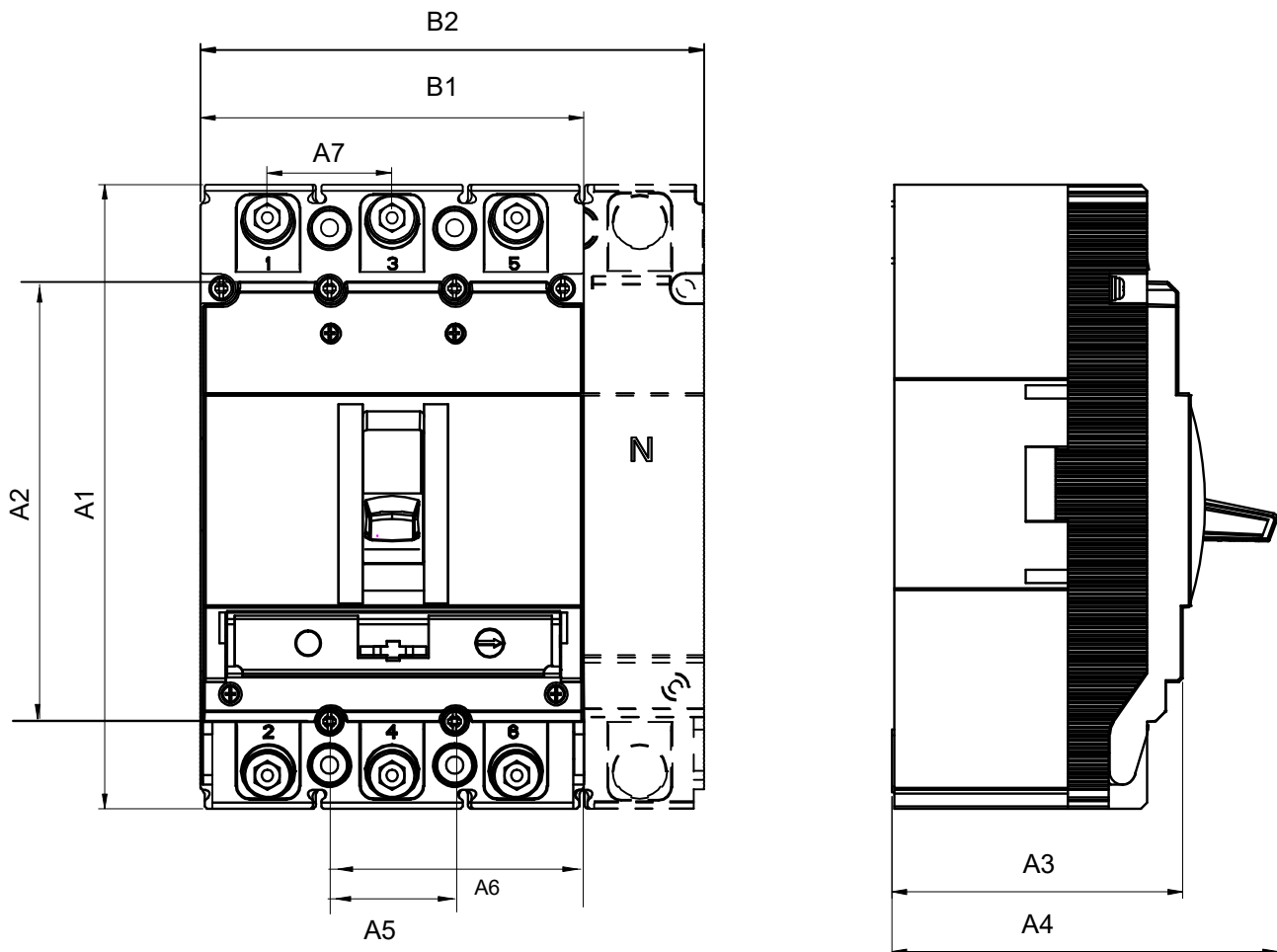


LM7 time/current characteristic curve (distribution)

Loadline

LM Frame

Dimensional Details



Frame / Dimension (mm)	A1	B1	B2	A2	A3	A4	A5	A6	A7
LM2	131	74.5	101	112	67.5	85	25	50	25
LM3 (36kA)	150	92	122	129	72	90	30	60	30
LM3 (50kA)	150	92	122	129	90	108	30	60	30
LM4 (36kA)	165	106	141	126	91	109	35	70	35
LM4 (50kA)	165	106	141	126	109	128	35	70	35
LM5 (65kA)	257	150	198	194	114	149	44	74	48
LM5 (85kA)	257	150	198	194	114	149	44	74	48
LM6 (65kA)	270	182	240	200	120	155	58	96	58
LM6 (85kA)	270	182	240	200	120	155	58	120	58
LM7 (65kA)	280	210	280	243	120	155	70	140	70
LM7 (85kA)	280	210	280	243	125	160	70	140	70

**BRAINTREE, UK**

Dorman Smith Switchgear Limited
8 Swinbourne Drive
Springwood Industrial Estate
Braintree, Essex
CM7 2YG
Tel: +44 (0) 844 225 1063
Fax: +44 (0) 844 225 1064
Email: sales@dormansmith.co.uk
www.dormansmithswitchgear.com

PRESTON, UK

Dorman Smith Switchgear Limited
1 Nile Close
Nelson Court Business Centre
Ashton on Ribble
Preston, Lancashire
PR2 2XU
Tel: +44 (0) 1772 325380
Fax: +44 (0) 1772 325385
Email: sales@dormansmith.co.uk
www.dormansmithswitchgear.com

DUBAI, U.A.E.

Dorman Smith Switchgear LLC
P.O. Box 12872
Dubai
U.A.E.
Tel: +971 4 3470226
Fax: +971 4 3470002
Email: info@dormansmith.co.uk
www.dormansmithswitchgear.com

DOHA, QATAR

Dorman Smith Switchgear WLL
P.O. Box 40249
Doha
Qatar
Tel: +974 55717161
Fax: +974 44514989

MUSCAT, OMAN

Dorman Smith Switchgear
P.O. Box 143, P.C. 101
Al Wattayah
Sultanate of Oman
Tel: +968 24562534/24562394
Fax: +968 24562830

For further information or to request one of our product catalogues please contact us from the information above. E&OA. Whilst every effort has been made to ensure accuracy, no liability is accepted for the consequences of any error or omissions in this catalogue. Dorman Smith Switchgear Ltd. reserve the right to change or amend any technical specification or product detail without prior notification.