

KP temperature switches

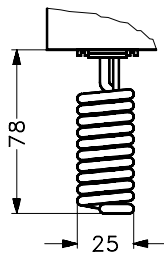


Danfoss KP thermostats are used for control, monitoring and alarm systems in industry. The KP thermostat series are temperature activated electric switches fitted with a single-pole double throw switch (SPDT), which can control single-phase ac motors of up to 2 kW directly.

- Temperature ranges: -30° C to 150° C
- High contact load - Ultra short bounce-time
- Also available with gold plated contact systems
- Enclosure IP44 when mounted with top cover and back plate
- Also available with enclosure IP55 for OEM customers
- Small dimensions - space saving - easy to install

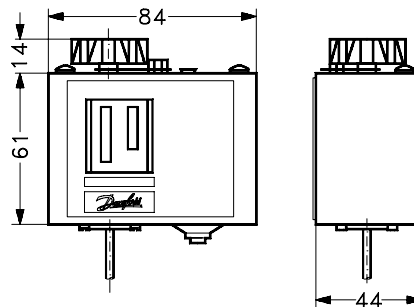
Dimensions and weight:

Weight: Appr. 0.4 kg

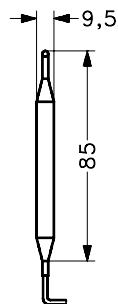


KP 62

KP 75: Sensor tinned copper Cu/Sn 5



KP 61, 62, 68, 75, KP 78, KP 79, KP 81



KP 78, 79, 81: Sensor tinned copper Cu/Sn 5

All dimensions in millimetres

Approvals: CE marked in accordance with EN60947-4/-5. Electrical Safety Certificate - FM. UL E31024. Relevant marine approvals

KP temperature switches

Contact system: SPDT
Contact material: Silver cadmium oxide
Load: AC-1 (ohmic): 16A 400V
 AC-3 (motor): 16A 400V
 AC-15 (inductive): 10A 400V

Enclosure: IP 30
Ambient temperature: -40 to 65°C
Reset: Automatic

Remote sensor with capillary tube



Type	Setting range °C	Adjustable differential range °C	Max sensor temperature °C	Sensor size (ØxL) mm	Capillary tube length m	Code number
KP71	-5 → 20	2.2 → 10	80	9.5 x 115	2	060L111366
KP77	20 → 60	3.5 → 10	130	9.5 x 85	2	060L112166
KP78	30 → 90	5 → 15	150	9.5 x 85	2	060L118466
KP79	50 → 100	5 → 15	150	9.5 x 85	2	060L112666
KP81	80 → 150	7 → 20	200	9.5 x 85	2	060L112566
KP81 ¹⁾	80 → 150	8	200	9.5 x 85	2	060L115566

¹⁾ Maximum reset function

Straight capillary tube sensor



Type	Setting range °C	Adjustable differential range °C	Max sensor temperature °C	Sensor Ø mm	Capillary tube sensor length m	Code number
KP61	-30 → 15	1.5 → 23	120	2.5	5	060L110166
KP61	-30 → 15	1.5 → 23	120	2.5	2	060L110066

Room sensor



Type	Setting range °C	Adjustable differential range °C	Max sensor temperature °C	Sensor size (ØxL) mm	Code number
KP62	-30 → 15	2 → 20	80	25 x 78	060L111066
KP68	-5 → 35	1.8 → 25	120	40 x 30	060L111166
KP75 ¹⁾	0 → 40	3 → 10	80	25 x 78	060L117166
KP76	5 → 45	2 → 20	120	25 x 78	060L120066

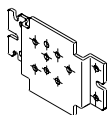
¹⁾ Contact material: Gold plated silver

Spareparts and accessories for KP temperature switch



Type	Description	Code numbers
Wall bracket	Mounting screw and washers included	060-105566
Angle bracket	Mounting screw and washers included	060-105666
Screwed cable entry	Pg 13.5 with special nut. For 6-14 mm diameter cables	060-105966
Top cover	For single control. If a wall or angle bracket is mounted on the backplate of the housing, the KP will have an IP 44 grade of enclosure by means of this cover	060-109766
IP 55 enclosure	For single control. Specially designed IP 55 enclosure , not transparent	060-033066
Sensor pocket	Application: KP 77, 78, 79, 81. Brass. Pocket dimension: L 110 x Ø 15 mm. With stuffing box	060L333066
Sensor pocket	Application: KP 77, 78, 79, 81. Stainless steel. Pocket dimension: L 110 x Ø 15 mm. With stuffing box	060L333166
Heat conductive compound	For sensor pockets. Tube with 3.5cm ³ compound to be filled in the sensor pocket to improve heat transfer between pocket and sensor. Application range for compound: -20 to 150°C, momentarily up to 220°C.	041E0114

Brackets



For wall mounting



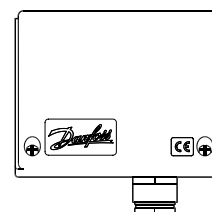
For 35 mm rail mounting



Screwed cable entry



Top cover



IP 55 enclosure

