

Quality and reliability is our tradition.



**KYORITSU**



**NEW**

# KEW SNAP MODEL 2002PA-2003A-2009A

2000A Clamp Meter Series. Newly designed to meet the International Safety Standard IEC 61010-1 CAT. III 600V



**MODEL 2002PA**

CE  $\phi$ 55  
MAX 2000A AC



**MODEL 2003A**

CE  $\phi$ 55  
MAX 2000A AC/DC



**MODEL 2009A**

CE  $\phi$ 55  
MAX 2000A AC/DC

KYORITSU ELECTRICAL INSTRUMENTS WORKS,LTD.

# AC DIGITAL CLAMP METER

MODEL  
**2002PA**


## ■ Features

- Tear-drop-shaped jaws for ease of use in crowded cable areas and other tight places.
- Provides a wide measuring range from 0 up to 2000A AC.
- Terminal cover to avoid the use of incorrect terminal.
- PEAK function to measure current peak.
- Output terminal for long term current monitoring.
- Safety design throughout conforming to the following provisions of IEC61010.
  - Pollution degree 2, overvoltage category III 600V
  - Pollution degree 2, overvoltage category II 1000V
- Data hold function to allow easy readings in dimly lit or hard-to-read locations.
- Sleep function to conserve battery power.
- Permits easy continuity check with a beeper.
- Provides a dynamic range of 4,000 counts full scale.
- Wide frequency range from 40Hz to 1kHz.
- Transformer jaws fitted with guards to further improve safety.

CE



(Actual Size)



# AC/DC DIGITAL CLAMP METER

MODEL  
**2003A**

## Features

- Tear-drop-shaped jaws for ease of use in crowded cable areas and other tight places.
- Provides a wide measuring range from 0 up to 2000A AC/DC.
- Terminal cover to avoid the use of incorrect terminal.
- MAX measurement function for easy reading of maximum input over a certain period of time .
- Output terminal for long term current monitoring.
- Safety design throughout conforming to the following provisions of IEC61010.
  - Pollution degree 2, overvoltage category III 600V
  - Pollution degree 2, overvoltage category II 1000V
- Auto-null function to allow one touch zero adjustment.
- Data hold function to allow easy readings in dimly lit or hard-to-read locations.
- Sleep function to conserve battery power.
- Permits easy continuity check with a beeper.
- Provides a dynamic range of 4,000 counts full scale.
- Wide frequency range from 40Hz to 1kHz.
- Transformer jaws fitted with guards to further improve safety.

CE



(Actual Size)



# AC/DC DIGITAL CLAMP METER

## TRUE RMS


### MODEL

# 2009A




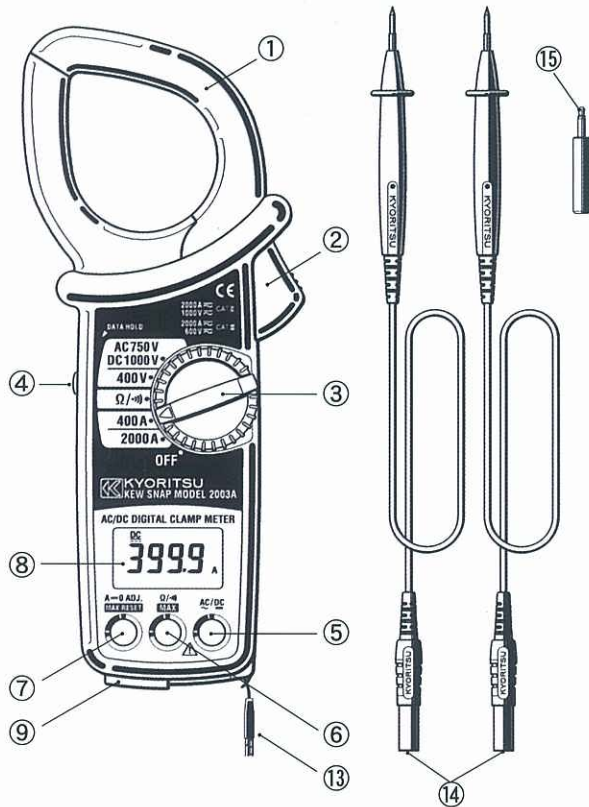
### Features

- Tear-drop-shaped jaws for ease of use in crowded cable areas and other tight places.
- Accurate true RMS readings of AC current and voltage regardless of the wave form.
- Provides a wide measuring range from 0 up to 2000A AC/DC.
- Terminal cover to avoid the use of incorrect terminal.
- PEAK function to measure current peak.
- AVERAGE function to allow for easy reading of fluctuating current or voltage .
- Output terminal for long term current monitoring.
- Safety design throughout conforming to the following provisions of IEC61010.
  - Pollution degree 2, overvoltage category III 600V
  - Pollution degree 2, overvoltage category II 1000V
- Auto-null function to allow one touch zero adjustment.
- Data hold function to allow easy readings in dimly lit or hard-to-read locations.
- Sleep function to conserve battery power.
- Permits easy continuity check with a beeper.
- Provides a dynamic range of 4,000 counts full scale.
- Wide frequency range from 40Hz to 1kHz.
- Transformer jaws fitted with guards to further improve safety.




(Actual Size)

## Instrument Layout



- ① Transformer Jaws
- ② Jaw Trigger
- ③ Function Selector Switch
- ④ Data Hold Button
- ⑤ AC/DC Button
- ⑥ Mode Button
- ⑦ Zero ADJ. RESET Button
- ⑧ LCD Display
- ⑨ Terminal Cover
- ⑩ OUTPUT Terminal
- ⑪ COM Terminal
- ⑫ V/Ω Terminal
- ⑬ Safety Hand Strap
- ⑭ Test Leads (7107)
- ⑮ Output Plug(8201)

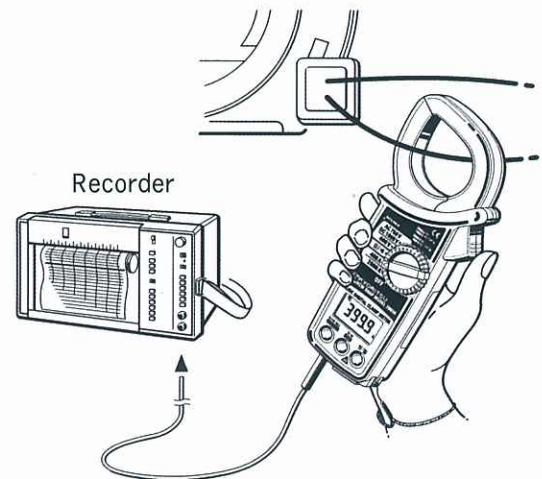
## Digital Display Layout



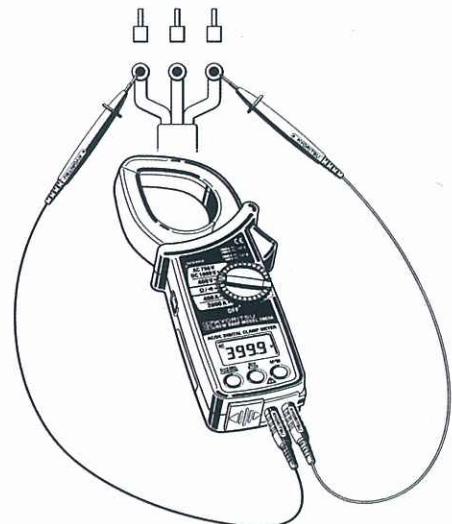
## Seleccion Guide

MODEL	2002PA	2003A	2009A
AC A	●2000A	●2000A	●2000A
AC V	●750V	●750V	●750V
DC A		●2000A	●2000A
DC V	●1000V	●1000V	●1000V
Ω	●400kΩ	●4000Ω	●4000Ω
Data Hold	●	●	●
Peak Hold	●		●
MAX Hold		●	
Average			●
Hz			●4000Hz
DC OUTPUT	●	●	●
True RMS			●

## Application for current monitoring



## Voltage Measurement



# Microprocessor controlled 2000A Clamp Meter Series.

## Newly designed to meet the International Safety Standard IEC 61010-1 CAT.III 600V.

### Specifications

MODEL	2002PA	2003A	2009A True-RMS
AC A	400A(0~400A) ±1.0%rdg±3dgt(50/60Hz) ±2.0%rdg±3dgt(40~1kHz) 2000A(0~1500A) ±1.0%rdg±3dgt(50/60Hz) ±3.0%rdg±3dgt(40~1kHz) 2000A(1500~2000A) ±3.0%rdg(50/60Hz)	400A(0~400A) ±1.5%rdg±2dgt(50/60Hz) ±3.0%rdg±4dgt(40~1kHz) 2000A(0~1700A) ±1.5%rdg±2dgt(50/60Hz) ±3.0%rdg±4dgt(40~1kHz) 2000A(1701~2000A) ±3.0%rdg±2dgt(50/60Hz)	400A(0~400A) ±1.5%rdg±3dgt(50/60Hz) ±3.0%rdg±4dgt(30~1kHz) 2000A(0~1700A) ±1.5%rdg±2dgt(50/60Hz) ±3.0%rdg±4dgt(40~1kHz) 2000A(1701~2000A) ±3.0%rdg±3dgt(50/60Hz)
AC V	40/400/750V ±1.0%rdg±2dgt(50/60Hz) ±1.5%rdg±3dgt(40~1kHz)	400/750V ±1.5%rdg±2dgt(50/60Hz) ±1.5%rdg±4dgt(40~1kHz)	40/400/750V ±1.5%rdg±3dgt(50/60Hz) ±1.5%rdg±4dgt(30~1kHz)
DC A	—————	400/2000A ±1.5%rdg±2dgt	400/2000A ±1.5%rdg±2dgt
DC V	40/400/1000V ±1.0%rdg±2dgt	400/1000V ±1.0%rdg±2dgt	40/400/1000V ±1.0%rdg±2dgt
Ω	400Ω/4k/40k/400kΩ ±1.5%rdg±2dgt	400/4000Ω ±1.5%rdg±2dgt	400/4000Ω ±1.5%rdg±2dgt
Continuity	400Ω	400Ω	400Ω
Frequency	—————	—————	10~4000Hz ±1.5%rdg±5dgt
Output Voltage	400/2000A DC400mV/200mV	400/2000A DC400mV/200mV	400/2000A DC400mV/200mV
Withstand Voltage	5550V AC for 1 minute	5550V AC for 1 minute	5550V AC for 1 minute
Conductor Size	Φ55mm max	Φ55mm max	Φ55mm max
Safety Operation	IEC61010-1 CAT. III 600V CAT. II 1000V IEC61010-2-031、IEC61010-2-032	IEC61010-1 CAT. III 600V CAT. II 1000V IEC61010-2-031、IEC61010-2-032	IEC61010-1 CAT. III 600V CAT. II 1000V IEC61010-2-031、IEC61010-2-032
Power Source	(R6P)(AA)1.5V×2 Approx.150 hours in continuous use	(R6P)(AA)1.5V×2 Approx.100 hours in continuous use	6F22(9V)×1 Approx.15 hours in continuous use
Dimensions	49(D)×247(L)×105(W)mm	49(D)×250(L)×105(W)mm	49(D)×250(L)×105(W)mm
Weight	470g approx (batteries included)	530g approx (batteries included)	540g approx (batteries included)
Accessories	7107 (Test Leads) 8201 (Output Plug) 9094 (Carrying Case) (R6P)(AA)1.5V×2 Instruction Manual	7107 (Test Leads) 8201 (Output Plug) 9094 (Carrying Case) (R6P)(AA)1.5V×2 Instruction Manual	7107 (Test Leads) 8201 (Output Plug) 9094 (Carrying Case) 6F22(9V)×1 Instruction Manual
Optional Accessories	8008 (Multi-Tran) 7014 (Output Cord)	8008 (Multi-Tran) 7014 (Output Cord)	8008 (Multi-Tran) 7014 (Output Cord)

### Optional Accessories

#### ● Multi-Tran 8008



#### ● Output Cord 7014



#### ⚠ Safety Warnings

Please read the "Safety Warnings" in the instruction manual supplied with the instrument thoroughly and completely for correct use.  
Failure to follow the safety rules can cause fire, trouble, electrical shock, etc. Therefore, make sure to operate the instrument on a correct power supply and voltage rating marked on each instrument.

\*The contents of this catalogue may be subject to change without notice.

#### DISTRIBUTOR



#### KYORITSU ELECTRICAL INSTRUMENTS WORKS.LTD.

No.5-20 Nakane 2-chome, Meguro-ku, Tokyo, 152-0031 Japan  
Phone:(03)3723-0131 Telex:0246-6703 Fax:(03)3723-0152  
E-Mail:kew@sh0.po.ijnet.or.jp  
Cable Address : "KYORITSUKEIKI" TOKYO  
Factories:Uwajima&Ehime